

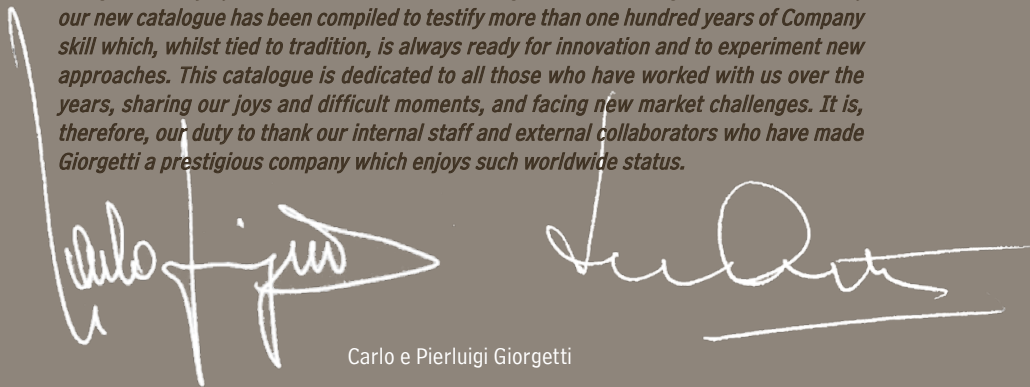
GIORGETTI®

Cento anni fa, Luigi Giorgetti fondava a Meda questa azienda che da allora è sempre stata guidata dai suoi diretti discendenti. Siamo particolarmente orgogliosi di essere gli eredi di quella secolare tradizione ebanistica che ha saputo materializzarsi in elementi di design dall'indiscusso valore qualitativo.

Con questo catalogo, che rispecchia lo spirito elegante e raffinato di Giorgetti, intendiamo porre l'attenzione sull'importante evoluzione storica della nostra Azienda ripercorrendone la produzione. Questa si caratterizza per qualità e per uno stile unico ed immediatamente riconoscibile che scaturisce dal genio creativo dei nostri designer. In questo senso, il nuovo catalogo istituzionale è stato pensato per testimoniare il sapere più che centenario dell'Azienda, strettamente legato alla tradizione ma sempre volto all'innovazione e alla sperimentazione. Questo catalogo è dedicato a tutti coloro che, nel corso degli anni, hanno lavorato con noi, condividendo le gioie ed affrontando i momenti difficili e le sfide poste dal mercato. È doveroso, quindi, ringraziare tutti i nostri collaboratori, sia interni che esterni, che hanno reso e rendono Giorgetti un'azienda di prestigio, riconosciuta a livello mondiale.

Since the company was founded 100 years ago by Luigi Giorgetti, his heirs have continued in his footsteps. We are especially proud to have inherited a secular cabinet making tradition, which has been able to revolutionise its products making valuable designer objects of unquestionable quality.

With this catalogue, which reflects the elegant and refined Giorgetti spirit, we would like to draw attention to the important historical evolution of our Company, starting from production. This is characterised by quality and by its unique and immediately recognisable style, which stems from the creative genius of our designers. In view of this, our new catalogue has been compiled to testify more than one hundred years of Company skill which, whilst tied to tradition, is always ready for innovation and to experiment new approaches. This catalogue is dedicated to all those who have worked with us over the years, sharing our joys and difficult moments, and facing new market challenges. It is, therefore, our duty to thank our internal staff and external collaborators who have made Giorgetti a prestigious company which enjoys such worldwide status.

The image shows two handwritten signatures in white ink on a dark background. The signature on the left is 'Carlo Giorgetti' and the one on the right is 'Pierluigi Giorgetti'. Both are written in a fluid, cursive style.

Carlo e Pierluigi Giorgetti

MADE AND MANUFACTURED IN ITALY SINCE 1898

I prodotti realizzati da Giorgetti S.p.A. restituiscono appieno il concetto di Made and Manufactured in Italy. A partire dal design, dalla creatività e dallo stile, fino ad arrivare alla produzione vera e propria, l'intero processo produttivo viene realizzato totalmente in Italia da personale altamente qualificato e dotato di grande competenza nel settore del mobile.

I prodotti Giorgetti presentano funzionalità e qualità dei materiali che favoriscono la loro durata nel tempo e vengono realizzati con tecnologie efficienti che rispettano l'ambiente. La produzione artigiana del Made in Italy supera la logica del prodotto standardizzato e garantisce un elevato livello di personalizzazione del prodotto.

Grazie ai moltissimi anni di esperienza, e alla tradizione più che centenaria che inizia nel territorio della Brianza, la Giorgetti ha saputo improntare la propria produzione dandole un tocco di grande qualità, permettendole di distinguersi in maniera decisiva nel mercato del mobile.

The products manufactured by Giorgetti S.p.A. are a prime example of Made and Manufactured in Italy. Starting from design, creativity and style, up to the actual production, the entire production process is entirely made in Italy by highly qualified personnel having great skills in the furniture sector.

Giorgetti products are functional and made of long-lasting quality materials and are made with eco-friendly efficient technologies. The Made in Italy artisan production surpasses the logic of the standard product and guarantees a high level of product customization.

Thanks to many years of experience, and to a tradition of more than a hundred years which began in Brianza, Giorgetti has managed to give its production a touch of great quality, a distinguished player in the furniture market.

Giorgetti S.p.A

Questo catalogo offre una panoramica completa della produzione Giorgetti, presentando i prodotti con descrizioni e specifiche tecniche nonché immagini e disegni. A questo si aggiungono le sezioni dedicate alle finiture che amplificano la versatilità dell'offerta. La produzione aziendale, infatti, si inserisce in ambienti eterogenei accomunati dall'unicità ma diversi per finalità d'uso; alcuni esempi sono contesti residenziali di lusso, *contract* ed alberghi esclusivi, uffici *executive*, sale d'attesa e *yacht*.

Giorgetti amplia la propria proposta attraverso il concetto di componibilità che rende divani e mobili adattabili ed eclettici. Questo permette di agevolarne il trasporto, rendendolo possibile anche in condizioni disagiati o limitanti (come scale o porte strette), e di soddisfare esigenze spaziali e/o personali estremamente diverse.

This catalogue offers a complete overview of Giorgetti's production, presenting the products with descriptions and technical information as well as photos and drawings. In addition, there are the sections on finishes which increase the versatility of the offer. The company's production is suitable for different environments which have uniqueness in common but are for different purposes; for example, luxury residential, contract and exclusive hotels, executive offices, waiting rooms and yachts.

Giorgetti extends its offer through the concept of modular furniture, which makes sofas and furniture adaptable and eclectic. This makes transport easier and possible even in difficult or limiting conditions (such as stairs or narrow doors) and extremely different spatial and/or personal requirements can also be met.

La sezione "archetipi" è stata pensata per ospitare quegli elementi che manifestano appieno l'arte dell'ebanisteria. Proprio come per i manufatti artistici, questi pezzi nascono da un'intuizione che si realizza nell'oggetto finito che diviene testimonianza della capacità dell'artista di interpretare e realizzare un pensiero. Protagonista indiscusso è il legno vivo che viene abilmente trasformato e lavorato e che, in alcuni casi, si arricchisce di inserti in materiali preziosi, quali il bronzo, il rame e l'ottone. Il prodotto finale si fa ammirare per la cura meticolosa del dettaglio che rappresenta la costante ricerca della perfezione estetica. Il tutto si traduce in un prodotto di valore intrinseco che abbraccia i canoni estetici senza però tralasciare i giudizi di funzionalità. Gli "archetipi" sono quindi quegli elementi esemplari nel loro genere, difficilmente imitabili e particolarmente carismatici, capaci di avanzare i dettami di uno stile unico.

The section on 'archetypes' has been thought up to accommodate all those elements which fully show the art of cabinet making. Just as for the artistic productions, these pieces are born from intuition, which realises itself in the finished product to become testimony to the skill of the artist to interpret and realise a thought. Unquestionable protagonist is the live wood, which is ably transformed and machined and, in some cases, enhanced by inserts in precious materials, such as bronze, copper and brass. The final product can be admired for the meticulous attention paid to detail, which represents the constant research for aesthetical perfection. It all translates into a product of intrinsic value which embraces the rules of aesthete without neglecting the aspect of function. The 'archetypes' are, therefore, those exemplary elements of their kind, difficult to imitate and particularly charismatic, able to anticipate the trends of a unique style.

archetype

ARIES	> 16
DELFI	> 20
ICARO	> 24
MENSA	> 28
OLIMPIA	> 32
OVIS	> 34
SELLA	> 38
TALO	> 40
UR	> 44



L'offerta di sedie e poltroncine è poliedrica e si caratterizza per numerose varianti di modelli che si compongono di elementi unici ma accomunati dall'inconfondibile stile Giorgetti. In questi pezzi di arredo si assiste all'incontro tra il gusto estetico, elegante e raffinato, e la comodità, intesa come piacere della seduta e realizzazione del benessere. Da un lato, le sedie e le poltroncine esibiscono forme lineari, all'insegna di una sobrietà elegante; dall'altro lato, la seduta favorisce una postura corretta, indispensabile per realizzare il giusto comfort. Anche dal punto di vista della selezione e della lavorazione dei materiali, la ricerca della qualità è una costante imprescindibile. I materiali selezionati per le strutture divengono garanti di solidità e stabilità. I tessuti che rivestono l'imbottitura sono sia naturali, come il cotone ed il satin, che più raffinati, come il velluto di seta. Il rivestimento è personalizzabile attraverso l'abbinamento di innumerevoli tonalità di colore nonché l'accostamento di materiali diversi, come la pelle ed il tessuto. La scelta di vivere questi prodotti appaga il gusto estetico di chi li possiede e, allo stesso tempo, permette di realizzare il proprio benessere.

The range of chairs and small armchairs is multifaceted and characterised by various models that form single elements which are, nevertheless linked by the unmistakable Giorgetti style. These items of furniture highlight the union between aesthete, elegant and refined, and comfort, which lies in the pleasure of the seating and the realisation of well-being. On one side, the chairs and small armchairs display linear shapes, in the pursuit of sober elegance; on the other side, the seating is comfortable and favours a correct posture, which is indispensable for proper comfort. Even from the point of view of choice and the machining of materials, the search for quality is one of our key points. The materials used for the structures become guarantors of strength and stability. The padded elements are dressed not only in natural fabrics, such as linen, cotton and silk, but also by fabrics with more important characteristics, such as silk velvet. The padding can be personalized by matching many shades of colour and different materials, like leather and fabric. The choice to live these products fulfils the aesthetical taste of the person who owns them, at the same time allowing them to realize a true sense of well-being.

sedie e poltroncine | *chairs and small armchairs*

ARABELLA	> 50
ARO	> 54
ARO CUOIO	> 56
CELESTIA	> 58
DORA	> 60
ELA	> 66
ELLIS	> 68
GIORGIA	> 72
GIORGINA	> 76
GIORGINA CUOIO	> 80
INA	> 84
KELLY	> 86
LIBA	> 90
MARGOT	> 94
MARGOT CUOIO	> 96
MOON	> 100
MUSA	> 104
NORMAL	> 106
PROGETTI	> 112
PROGETTI BLOSSOM	> 122
PROGETTI CUOIO	> 126
REA	> 130
SAPHIR · TOPAZE	> 134
SELECTUS	> 136
SPRING	> 140
TAURUS	> 144
TEODORA	> 146

La casa è intesa come un mondo a sé stante che ci accoglie dopo una giornata frenetica. Il divano ed il letto rappresentano gli elementi fondamentali attraverso i quali si genera il rinnovamento della mente e del corpo. Giorgetti interpreta questa necessità creando degli oggetti di arredo dalle caratteristiche estetico-funzionali e strutturali che realizzano la cultura del riposo. Dal punto di vista formale, i divani ed i letti si disegnano attraverso tratti lineari, a volte più morbidi, a volte più marcati, ma sempre trasmettendo un senso di sicurezza, stabilità e comfort. Al contempo, gli imbottiti si colorano di tinte sobrie e si vestono sia di tessuti naturali, come il cotone, il lino e la seta che si distinguono per freschezza e durata nel tempo, sia di tessuti dalle caratteristiche più importanti, quale il velluto di seta, che si caratterizzano per raffinatezza e resistenza all'usura. La zona notte si completa con i comodini che offrono un piano per avere un libro subito a portata di mano o, più semplicemente, per riporvi degli oggetti. Questo permette di migliorare il proprio standard di vita, rispondendo appieno ai principi della funzionalità e della comodità.

The home is meant to be a world by itself, waiting to greet you after a hard day's work. The sofa and bed represent the fundamental elements through which the mind and body are regenerated. Giorgetti interprets this necessity by creating furniture with characteristics that are aesthetic-functional and structural, that realise the culture of rest. From a formal point of view, the sofas and beds are designed with linear shapes, sometimes softer, sometimes more defined, but always with a sense of safety, stability and comfort. At the same time, the padded furniture takes on sober shades and is dressed not only with natural fabrics such as cotton, linen and silk, which distinguish themselves for their freshness and duration, but also with fabrics of more important characteristics such as silk velvet, which are characterised by refinement and resistance to wearing. The night zone is completed with bedside cabinets, which offer a handy surface for a book or just somewhere to place objects. All this goes to improve one's standard of living in that it fully complies with all the principles of function and comfort.

divani | *sofas*

ASTOR	> 152
KENDAL	> 158
MAHARAJA	> 162
REGAL	> 176
ROYAL	> 182
WALLY	> 190
YFI	> 200

letti | *beds*

CLAUDIANO	> 208
KAO	> 216
NORMA	> 222
REA	> 228

comodini | *night-tables*

MEA	> 234
NORMA	> 236
OLI	> 238
BED DRESSING	> 242



Giorgetti manifesta appieno l'amore per le essenze pregiate nella creazione di tavoli, scrittoi e tavolini. Il legno, impiegato prevalentemente in massiccio, si fa ammirare per naturalezza e nobiltà e si presenta nelle vesti di ebano, ciliegio, acero, faggio, pau ferro, noce e piuma di Cerejeira. In alcuni casi, esso rimane il protagonista indiscusso dell'oggetto, in altri preferisce impreziosirsi con altri materiali, quasi per valorizzare la sua naturale vitalità. In linea con lo stile Giorgetti, questi elementi sono accomunati da forme lineari, indici di vera eleganza. Al contempo, ogni elemento cela un pensiero compiuto che rende l'oggetto esemplare, lontano dall'anonimità e con un'identità ben definita ed immediatamente riconoscibile.

In the creation of its tables, desks and small tables, Giorgetti reveals its passion for precious essences. The wood used is mainly solid and it can be admired for its naturalness and nobility, which can be seen in ebony, cherry, maple, beech, pau ferro, walnut and Cerejeira crotch. In some cases, it remains the unquestionable protagonist of the object whereas in others it prefers to be further embellished by other materials, as though to enhance its natural vitality. In line with the Giorgetti style, these elements are linked by linear shapes, signs of true elegance. At the same time, each element hides an accomplished thought that carries the exemplary object far from anonymity, giving it a true and immediately recognisable identity.

tavoli | tables

ARTÚ	> 250
ERASMO	> 256
ISA	> 262
ITE	> 268
IVI	> 274
THEO	> 286
VICTOR	> 292

scrittoi | writing desks

EOS	> 298
ERASMO	> 300
EXEDRA	> 306
SCRIPTOR	> 310
ZENO	> 318

tavolini | low tables

ARTÚ	> 322
ATHENE	> 326
DUAL	> 328
EOS	> 330
KYR	> 334
OTI	> 336
REVERSO	> 342
ROI	> 348
ROYAL	> 356
THEO	> 358
THOLOS	> 360
TUMBLER	> 362
VICTOR	> 368

I mobili, i cassettoni ed i complementi testimoniano la capacità indiscussa di Giorgetti di lavorare l'essenza per creare elementi di arredo di qualità intrinseca. Queste realizzazioni soddisfano i canoni funzionali ed estetici ed incontrano il gusto di un pubblico eterogeneo grazie alle molteplici varianti offerte da ogni modello. La cura meticolosa del particolare estetico, nonché strutturale, diviene il tratto distintivo dell'oggetto. Il prodotto finale restituisce uno stile sobrio ed elegante e, al contempo, manifesta l'ingegno creativo di chi lo ha concepito e per il quale l'oggetto si carica di originalità ed unicità. Oltre alla significativa valenza estetica, questi elementi di design si distinguono per un carattere vitale che nasce dalla capacità di instaurare un rapporto dialogico con il proprio fruitore, stimolandone la curiosità e spingendolo a ricercare e a sperimentare ogni sua parte. Per esempio, la sola apertura dei cassetti o delle ribalte offre una visione completa del design dell'oggetto e della sapienza artistica che ha portato alla realizzazione di un prodotto finito di alto livello.

The furniture, chests of drawers and complements are testimony to Giorgetti's unquestionable skill to machine wood essence to create furnishing elements of intrinsic quality. These elements not only satisfy functional and aesthetic rules but also the demand of a heterogeneous public, thanks to the many variations available of each single model. The meticulous care given to the aesthetical detail, not to mention the attention paid to the structure, has become the distinguishing feature of the object. The final product presents a sober and elegant style whilst highlighting the creative genius of its creator thanks to which the object assumes originality and uniqueness. Besides the significant aesthetical value, these design elements outstand for their vital personality, which is born from the ability to establish a dialogue with its users, stimulating their curiosity and urging them to examine and experiment with each and every part. Just by opening the drawers or pulling down the door enables one to gain a full view of the design of the object and see the artistic skills behind the realisation of a top level, finished product.

mobili | sideboards

EAN	> 374
EON BUFFET	> 380
HOME	> 386
JUPITER	> 394
NEA	> 402
OLI	> 408
OLO	> 438
TIME	> 442

cassettoni | chests of drawers

EON	> 450
LIA	> 454
NORMA	> 456
NYN	> 462
ONDA	> 464

complementi | furnishing accessories

ACCESSORI PER SCRIVANIE ACCESSORIES FOR WRITING DESKS	> 468
AFO	> 472
ARA	> 474
LEGGIO	> 476
LUMINA	> 478
MEO	> 480
NAO	> 482
OVALIS · SOLARIS · LUNARIS	> 484
PALMUS	> 486
PLANET	> 488
SATURNARIS	> 490

FINITURE | FINISHES > 494



Una storia più che secolare

A history going back to more than 100 years ago

La storia di Giorgetti non può essere raccontata prescindendo dalla tradizione storica di Meda, città della bassa Brianza, a circa 23 km da Milano. Sin dalle origini, la vita cittadina si contraddistingue per un notevole spirito laborioso che, inizialmente, si traduce nella dedizione alla vita agricola. Fra la fine dell'Ottocento ed il Primo Dopoguerra, si assiste ad un profondo cambiamento nel tessuto sociale che vede lo sviluppo dell'artigianato del legno. Questo rappresenta un momento cruciale nella definizione dell'identità cittadina che si delinea attraverso l'operato valoroso di artigiani-imprenditori. La città si trasforma in un centro artigianale, animato da numerose "botteghe scuola" dove non solo si trasmette una professione ma, soprattutto, la passione per la lavorazione del legno. In questo modo, la città di Meda ha sviluppato una prestigiosa tradizione legata alla produzione mobiliare e che ancora oggi si conserva in veri e propri monumenti storici, fra cui Palazzo Besana, conosciuto anche come ex S.A.L.D.A., esemplare sede imprenditoriale realizzata agli inizi del '900. In questo contesto storico e geografico, nel 1898, nasce Giorgetti S.p.A. grazie all'iniziativa imprenditoriale di Luigi Giorgetti. In linea con la tradizione locale, l'Azienda si contraddistingue subito per l'elevata sapienza artigianale che, agli inizi degli anni Venti, supera i confini nazionali per essere apprezzata anche negli Stati Uniti. Negli anni Sessanta, le tecniche di produzione si affinano e questo permette l'esportazione, non solo di semilavorati intagliati, ma anche di prodotti finiti. Gli anni Ottanta vedono il consolidamento dell'Azienda sul mercato europeo attraverso la creazione di filiali in Germania e in Olanda e, in particolare, attraverso l'inaugurazione del proprio showroom in via Montenapoleone a Milano. La vera svolta si realizza alla fine degli anni Ottanta quando Giorgetti decide di collaborare con professionisti, architetti, urbanisti, artisti ed intellettuali lontani dal settore del mobile. Una scelta coraggiosa ma decisiva che consente di definire uno stile unico, elegante ed esclusivo, immediatamente identificabile come lo "stile Giorgetti".

It is impossible to tell the story of Giorgetti without first talking about the history of Meda, a city in the lower region of Brianza, which is an area about 23 km from Milan. Right from its origins, life in this small town stood out from the rest because of its remarkable working spirit, which was initially limited to farming. The period, between the end of the 19th century until just after the First World War, saw changes in the social fabric, which led to the development of wood crafting. This represented a crucial moment in the definition of the identity of the small town, which distinguished itself thanks to the courageous work of its artisans-businessmen. Meda became a centre of artisans, animated by the numerous apprentice workshops, where not only the profession was learned, but also the passion for wood crafting. In this way, Meda developed a prestigious tradition tied to the carving of wood. Testimony of this lies in monuments, which still exist today. One of these is Palazzo Besana, also known as ex S.A.L.D.A., which is an example of business headquarters realised at the beginning of 1900. Giorgetti S.p.A. was born in 1898 in this historical and geographical context, thanks to the entrepreneurial initiative of Luigi Giorgetti. In line with local tradition, the Company soon distinguished itself for its highly skilled craftsmanship, which, at the beginning of the 1920s, reached beyond the national frontiers to be further appreciated in the United States. In the 1960s, production techniques became more sophisticated and this led to exportations of not only semi-machined carvings but also of finished products. The 1980s saw the consolidation of the Company on the European market through the establishment of branches in Germany and Holland, and the inauguration of its own showroom in Via Montenapoleone in Milan was a particularly important step. The real turning point was at the end of the 1980s when Giorgetti decided to collaborate with professionals, architects, urbanists, artists and intellectuals who would never have dreamt of designing furniture pieces. This was a brave but decisive choice, which enabled the definition of a unique style, elegant and exclusive, but immediately identifiable as "the Giorgetti style".



Sala del Coro del Monastero di San Vittore. Affresco di Bernardino Luini, Meda, 1520/1536
The choir-stalls of the San Vittore Convent. Fresco painted by Bernardino Luini, Meda, 1520/1536
(ph. Francesco Radino)



Documento di identità di Luigi Giorgetti, il fondatore.
Meda, 1927, archivio Giorgetti.
*Identity card of the founder, Luigi Giorgetti.
Meda, 1927, Giorgetti archive.*



Via Montenapoleone, Milano, showroom Giorgetti.
Allestimento creato in occasione del centenario dell'Azienda
e realizzato con "dime", ossia modelli in cartongesso.
Via Montenapoleone, Milan, Giorgetti showroom.
*Layout created for the occasion of the Company's centenary
and made using templates,
or patterns in balsa wood.*

(ph. Matteo Piazza)



Schizzi e disegni.
Testimonianza dell'evoluzione
del design Giorgetti, unico e raffinato.
*Sketches and drawings.
Witness to the evolution of Giorgetti design,
unique and refined.*



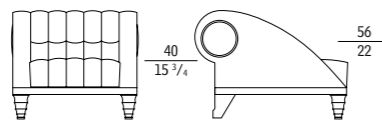
ARCHETYPE

> Poltrona con il basamento e i piedini in ciliegio massiccio lucidato. La struttura è realizzata in faggio massiccio e multistrato. Il sedile è fisso a molle. Lo schienale ed i braccioli sono in poliuretano espanso indeformabile a quote differenziate, rivestiti in fibra. Il rivestimento esterno è disponibile in tessuto o in pelle trapuntato in fibra.

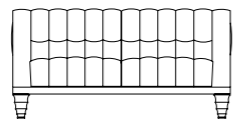
- Divano a due o tre posti con il basamento ed i piedini in ciliegio massiccio lucidato. La struttura è realizzata in faggio massiccio e multistrato. Il sedile è fisso a molle. Lo schienale ed i braccioli sono in poliuretano espanso indeformabile a quote differenziate, rivestiti in fibra. Il rivestimento esterno è disponibile in tessuto o in pelle trapuntato in fibra.

> *Armchair with the frame and the feet in polished solid cherry wood. The frame is in solid beech wood and plywood. It has a fixed spring seat. The back and the arms are in non-deformable multi-density polyurethane, covered in fibre. The external upholstery is available either in fibre-quilted fabric or leather.*

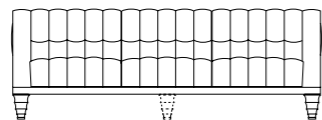
- *Two or three seat sofa with the frame and the feet in polished solid cherry wood. The frame is in solid beech wood and plywood. It has a fixed spring seat. The back and the arms are in non-deformable multi-density polyurethane, covered in fibre. The external upholstery is available either in fibre-quilted fabric or leather.*



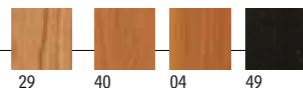
51510 Poltrona in ciliegio
Armchair in cherry wood
cm 82 x 100 x h 71
in 32 ¹/₈ x 39 ³/₈ x h 28



51511 Divano in ciliegio
Sofa in cherry wood
cm 142 x 100 x h 71
in 56 x 39 ³/₈ x h 28



51512 Divano in ciliegio
Sofa in cherry wood
cm 200 x 100 x h 71
in 78 ³/₄ x 39 ³/₈ x h 28



Mentre un tavolo è innegabilmente un pezzo di architettura, una seduta, e non per le sue quattro gambe, appartiene piuttosto al mondo animale. Non a caso le sedute hanno avuto attributi animali da tempo immemorabile. Io ho sempre trovato interessanti solo le sedute che hanno quella particolare compostezza animale, siano esse in posizione di quiete o siano esse pronte a saltare.

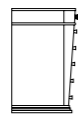
While a table is undeniably a piece of architecture, a seat, and not just because of its four legs, belongs rather to the animal world. Not by chance have seats been given animal attributes since times immemorial. I only ever found seats interesting which have that particular animal poise, be they resting or ready to jump.

Léon Krier

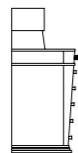
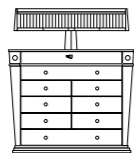


> Cassettone realizzato in massiccio ed impiallacciatura di ciliegio ed acero. La base presenta tre cassetti grandi, di cui uno estraibile con pomolo scultura in fusione di bronzo a cera persa raffigurante "Delfi", e sei piccoli cassetti con guide scorrevoli a scomparsa e due cassetti laterali con pomoli girevoli. Un piano estraibile è presente tra i primi due cassetti grandi superiori. E' disponibile anche con l'alzata ad ante scorrevoli in acero, con effetto a scanalatura.

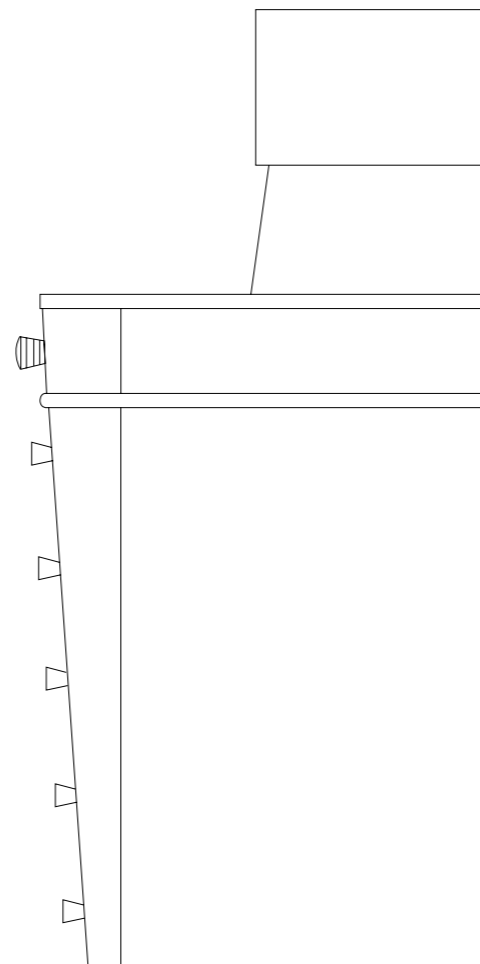
> Low chest in solid and veneered cherry wood and maple wood. The frame has three large drawers, one of them is removable with the knob as a sculpture in lost wax casting bronze, showing the "Delphi" image, other six small drawers on receding glides and other two lateral small drawers with turning knobs. A removable top is placed between the first two big upper drawers. It is available also with the upper section in maple wood with sliding doors and a groove effect.



51270 Cassettone in ciliegio e acero
Chest of drawers in cherry wood and maple
cm 111 x 56 x h 91
in 43 ³/₄ x 22 x h 35 ³/₄



51272 Cassettone in ciliegio e acero con alzata
Chest of drawers in cherry wood and maple with upper part
cm 111 x 56 x h 127
in 43 ³/₄ x 22 x h 50



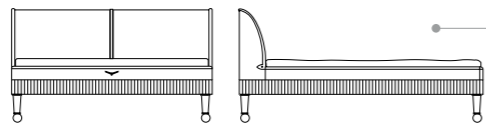
82



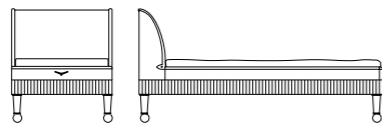


> Divano letto con la testata e la pediera apribili; letto matrimoniale e letto singolo con la testata apribile. La struttura in legno di ciliegio, con i particolari in massello di acero, è lavorata a mano. Un telaio in ferro è posizionato all'interno delle guide per supportare la rete ed i tre cassetti del letto singolo/divano letto ed i sei cassetti del letto matrimoniale. Una modanatura fatta a mano percorre tutto il perimetro del letto, celando così la presenza dei cassetti.

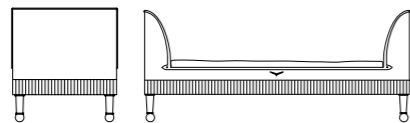
> *Sofa bed with flap head- and footboard; double bed and single bed with flap head-board. The frame is in solid handcrafted cherry wood with solid maple trim. An iron frame inside the perimeter of the bed acts as a support for the slat base and the drawers: three for the single bed/sofa bed and six for the double bed. A hand-made molding around the bed hides the drawers.*



51200 Letto matrimoniale ciliegio/acero
Double bed cherry wood/maple
cm 186 x 232 x h 104
in 73 3/4 x 91 1/4 x h 41

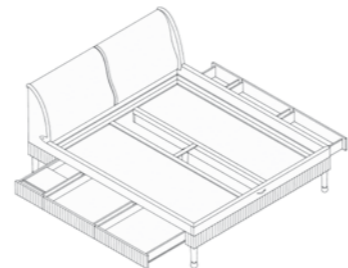


51210 Letto singolo ciliegio/acero
Single bed cherry wood/maple
cm 96 x 232 x h 104
in 37 3/4 x 91 1/4 x h 41




51230 Divano letto ciliegio/acero
Day bed cherry wood/maple
cm 96 x 251 x h 104
in 37 3/4 x 98 3/4 x h 41

Ingombro apertura cassetti | Size open drawers
cm 56 in 22



82





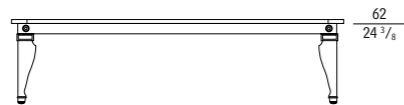
MENSA | Léon Krier 1991

> Tavolo con il piano rettangolare impiallacciato ad intarsio in legno di ciliegio. Le gambe, in massiccio di ciliegio, sono dotate di puntali e borchie in ottone nichelato satinato.



> Table with the veneered rectangular top and inlay in cherry wood. The solid cherry wood legs have foot-caps and medallions in glazed nickel-plated brass.



51301 Tavolo rettangolare in ciliegio
Rectangular table in cherry wood
cm 240 x 98 x h 74
in 94 1/2 x 38 1/2 x h 29 1/8



51302 Tavolo rettangolare in ciliegio
Rectangular table in cherry wood
cm 300 x 108 x h 74
in 118 x 42 1/2 x h 29 1/8



Un tavolo deve essere molto di più di un semplice piano di appoggio per gli oggetti. Un tavolo è uno strumento che unisce le famiglie e gli amici e tiene i nemici a debita distanza. Per assolvere a questi compiti ho voluto un tavolo che fosse allo stesso tempo solido ed elegante, pesante e maestoso.

A table must be much more than a simple top on which you may lay things. A table is a means that joins families and friends and keeps enemies at a good distance. Just for this purpose I wanted a table which could be at the same time heavy and elegant, solid and majestic.

Léon Krier



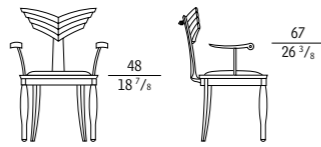
OLIMPIA | Massimo Scolari 1990

> Sedia in faggio massiccio lucidato e con lo schienale regolabile in altezza. L'imbottitura del sedile è in poliuretano espanso indeformabile. Il rivestimento è disponibile in tessuto o pelle.

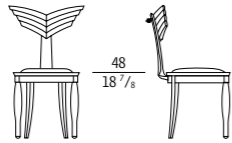
- Poltrona in faggio massiccio lucidato con lo schienale regolabile in altezza. I braccioli sono in faggio massiccio lucidato e metallo brunito. L'imbottitura del sedile è in poliuretano espanso indeformabile. Il rivestimento è disponibile in tessuto o pelle.

> Chair in polished solid beech wood with the adjustable back height. The seat is in non-deformable polyurethane. The upholstery is available either in fabric or leather.

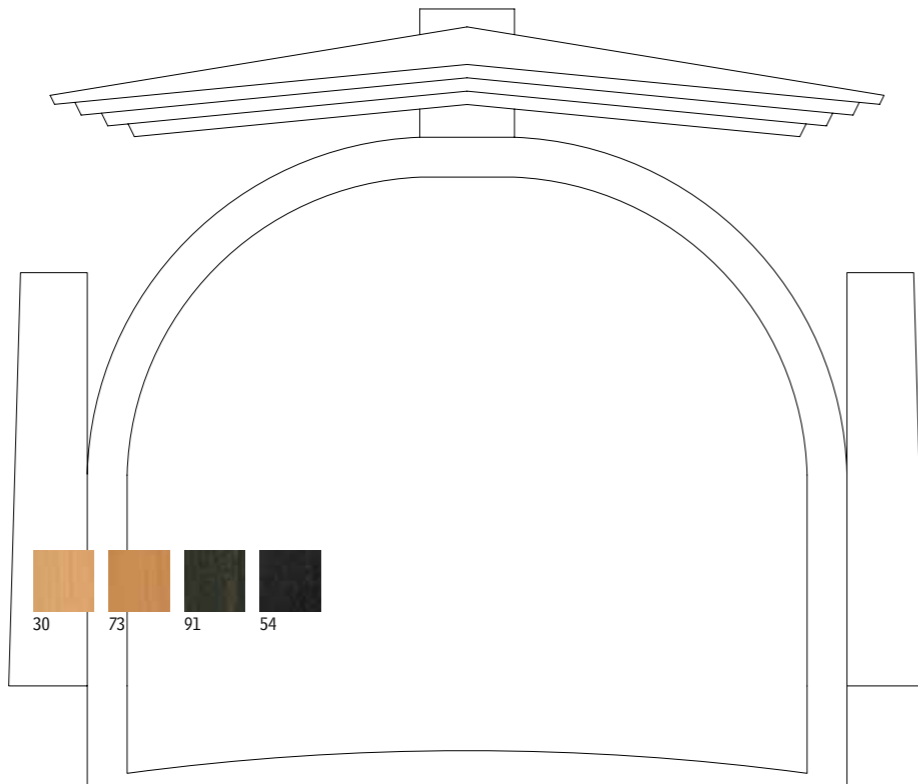
- Armchair in polished solid beech wood with the adjustable back height. The arms are in polished solid beech wood and burnished metal. The seat is in non-deformable polyurethane. The upholstery is available either in fabric or leather.



51280 Poltrona in faggio
Armchair in beech wood
cm 69 x 61 x h 89 ÷ 99
in 27 3/8 x 24 x h 35 ÷ 39

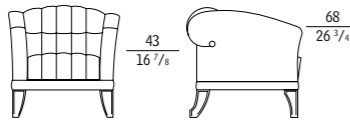


51281 Sedia in faggio
Chair in beech wood
cm 45 x 57 x h 89 ÷ 99
in 17 3/8 x 22 1/2 x h 35 ÷ 39

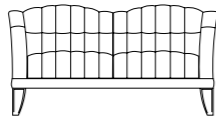


> Poltrona e divano con il basamento in ciliegio massiccio lucidato. La struttura è realizzata in faggio massiccio e multistrato. Il sedile è fisso a molle e lo schienale ed i braccioli sono in poliuretano espanso indeformabile a quote differenziate, rivestiti in fibra. Il rivestimento è disponibile in tessuto o pelle trapuntato in fibra.

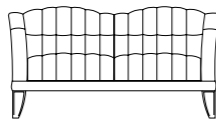
> *Armchair and sofa with the frame in polished solid cherry wood. The structure is in solid beech wood and plywood. It has the fixed spring seat; the back and the arms are in non-deformable multi-density polyurethane, covered in fibre. The upholstery is available in fibre-quilted fabric or leather.*



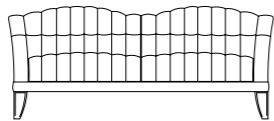
51520 Poltrona in ciliegio
Armchair in cherry wood
cm 80 x 80 x h 76
in 31 1/2 x 31 1/2 x h 30



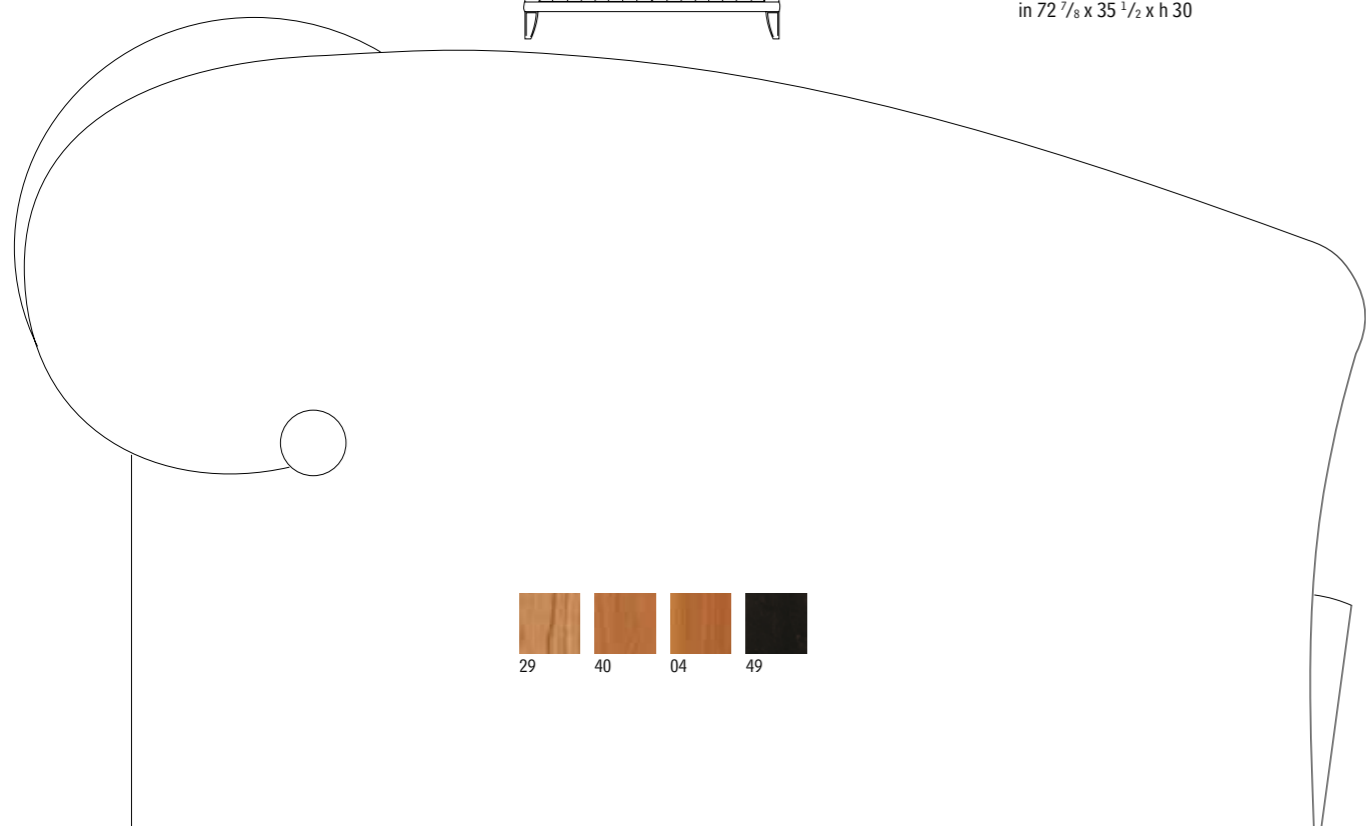
51521 Divano in ciliegio
Sofa in cherry wood
cm 150 x 80 x h 76
in 59 x 31 1/2 x h 30



51525 Divano in ciliegio
Sofa in cherry wood
cm 150 x 90 x h 76
in 59 x 35 1/2 x h 30



51526 Divano in ciliegio
Sofa in cherry wood
cm 185 x 90 x h 76
in 72 7/8 x 35 1/2 x h 30

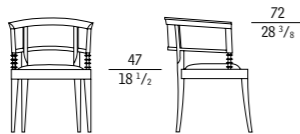
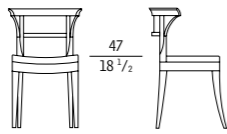




> Sedia e poltrona in ciliegio massiccio lucidato. La sedia ha l'imbottitura del sedile in poliuretano espanso schiumato a freddo. Lo schienale è imbottito con poliuretano espanso indeformabile. Il rivestimento è disponibile sia in tessuto che in pelle.


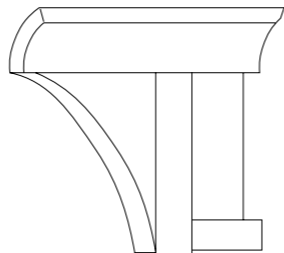
- La poltrona esibisce dei piantalini torniti in finitura ebanizzata. L'imbottitura del sedile è in poliuretano espanso indeformabile a quote differenziate. Lo schienale ed i fianchi sono imbottiti con poliuretano espanso indeformabile. Il rivestimento è disponibile sia in tessuto che in pelle.

> Chair and armchair in polished solid cherry wood. The chair seat is in cold-foamed polyurethane. The back is in non-deformable polyurethane. The upholstery is available both in fabric and in leather.
- The armchair has arm supports in ebony. The seat is in non-deformable multi-density polyurethane. The back and the sides are upholstered with non-deformable polyurethane. The upholstery is in fabric or in leather.



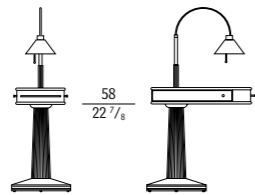
51311 Sedia in ciliegio
Sidechair in cherry wood
cm 44,5 x 54 x h 80
in 17 1/2 x 21 1/4 x h 31 1/2

51316 Poltrona in ciliegio
Armchair in cherry wood
cm 57 x 55 x h 76,5
in 22 1/2 x 21 5/8 x h 30 1/8

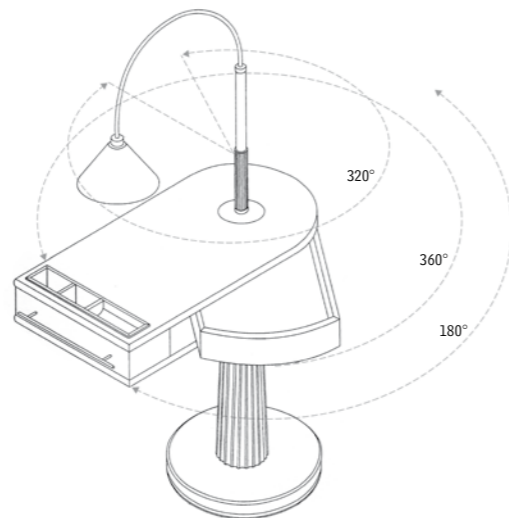
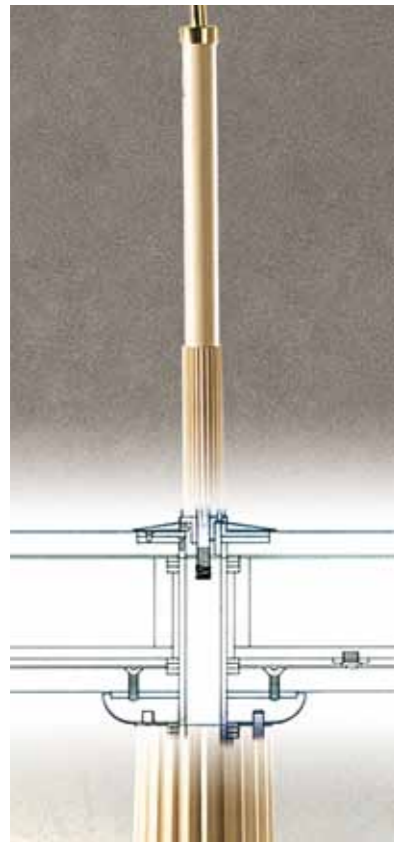


> Comodino-servant realizzato con la colonna in massello di acero lavorato a mano, il piano in ciliegio, la base in ghisa e in legno di ciliegio con il bordo in ebano massiccio lucidato. La lampada è in ottone e rame lucidati. All'interno della colonna si cela un meccanismo che permette la rotazione del piano (180°), del cassetto (360°) e della lampada (320°).


> *Bedside table-servant with the main column in solid hand-crafted maple, the cherry wood top, the base in cast iron and cherry wood with the solid polished ebony trim. The lamp is in polished brass and copper. A special swivel mechanism inside the column enables the independent rotation of the top (180°), of the drawer (360°), and of the lamp (320°).*



51260 Comodino/Servant in ciliegio e acero
Bedside table/Servant in cherry wood and maple
cm 40 x 81 x h 151
in 15 ³/₄ x 37 ⁷/₈ x h 59 ¹/₂



82

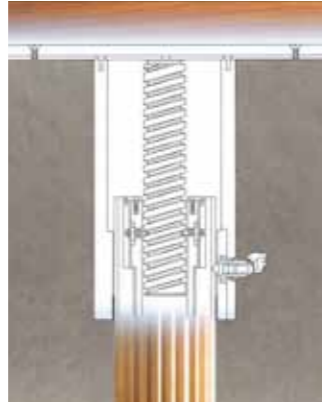
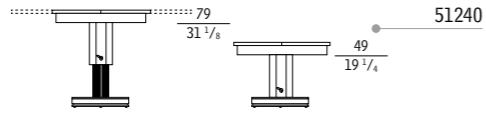




i 104 elementi che insieme creano Talo | *the 104 pieces that together create Talo*

> Tavolo quadrato realizzato con la colonna in massello di acero lavorato a mano, il piano in ciliegio, la base in ghisa e legno di ciliegio con il bordo in ebano massiccio. All'interno della colonna si cela un meccanismo a doppia vite che permette la regolazione del tavolo in altezza mediante la rotazione del piano. E' possibile definire e fissare l'altezza desiderata grazie ad un meccanismo che agisce sulla colonna fissa, la cui sezione ha la forma di una ruota dentata. Il tavolo è allungabile mediante lo scorrimento laterale delle due sezioni di piano ed aprendo un piano ripiegato contenuto all'interno del tavolo.

> Square table with the main fluted column in solid hand-crafted maple, the cherry wood top and the base in cast iron and cherry wood with the solid ebony trim. A double-screw mechanism inside the column enables the height to be adjusted by rotating the top, locking it in place through a cog wheel that is tightened against the main column. Two self-storing leaves easily allow the table to be extended by sliding the top open.



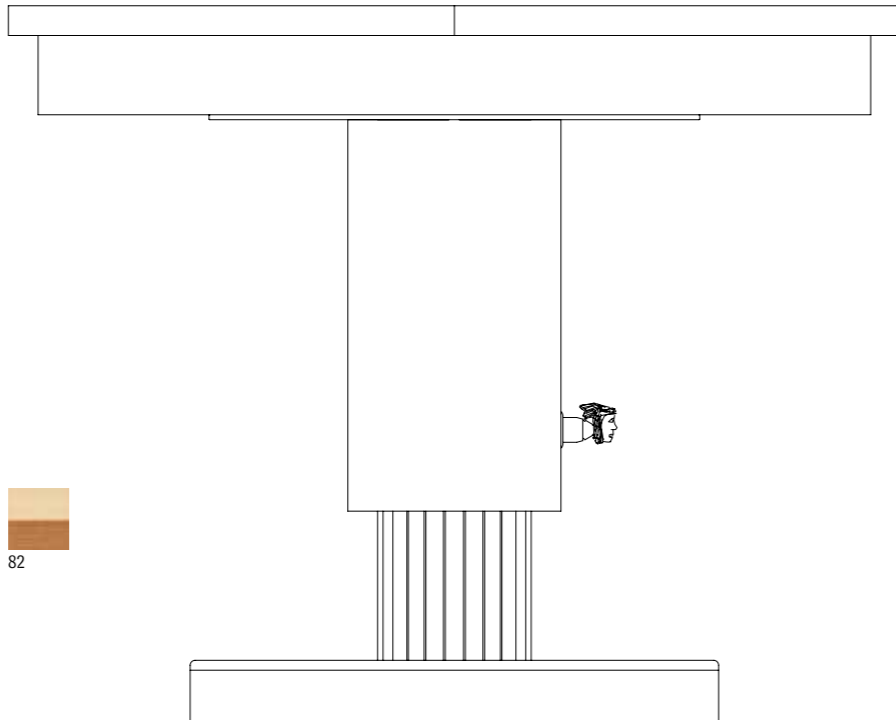
51240 Tavolo in ciliegio e acero
 altezza regolabile con prolunga estraibile
*Table in cherry wood and maple - adjustable
 height with extension*

Chiuso | *Closed*
 cm 90 x 90 in 35 1/2 x 35 1/2

Aperto | *Open*
 cm 90 x 165 in 35 1/2 x 65

Altezza minima | *Minimum height*
 cm 60 in 23 5/8

Altezza massima | *Maximum height*
 cm 90 in 35 5/8



82







SEDIE E POLTRONCINE
CHAIRS AND SMALL ARMCHAIRS

> Poltrona girevole disponibile con bracciolo destro o sinistro e base verniciata con finitura bronzo. La struttura del sedile è in multistrato di pioppo. Lo schienale ha una struttura interna composta da molle di acciaio armonico che permette elasticità e rende ergonomico l'appoggio. L'imbottitura del sedile e dello schienale è costituita da poliuretano espanso flessibile a quote differenziate, ricoperto in fibra di poliestere. La base è composta da un pannello di fibra di legno ricoperto in metallo tornito in lastra verniciata con finitura bronzo e da un meccanismo in acciaio con un cuscinetto a sfera per la rotazione. Le sfere a molla inserite nella base agevolano lo spostamento. Il rivestimento, completamente sfoderabile, è disponibile in tessuto, pelle oppure pelle per il piano seduta e tessuto/pelle per il resto. Un tessuto elastico fa da congiunzione tra le varie parti del rivestimento dello schienale agevolando l'elasticità e una corda elastica fissa i bottoni permettendo la sfoderabilità.

Accessori: Cuscinetto in fibra di poliestere. La ricopertura è in tessuto o pelle, completamente sfoderabile.

> Swivel armchair available with right or left arm and varnished base structure in bronze finish. The frame is in multi-layer poplar wood. The backrest has an internal frame made up of harmonic steel springs that enables the elasticity and makes the support ergonomic. The padding of the seat and of the backrest is in flexible multi-density expanded polyurethane, covered with polyester fibre. The base is composed of a wood fibre panel covered with varnished turned metal in bronze finish and of a steel device with ball bearing for the rotation. The spring-loaded wheels of the base allow the piece to be moved easily. The upholstery, completely removable, is available in fabric, in leather or leather for the seat and fabric/leather for the rest. A stretch fabric connects the several parts of the back upholstery facilitating the elasticity. An elastic string fixes the buttons allowing the cover to be removed.

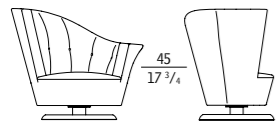
Accessories: Cushion in polyester fibre. The removable covering is available in fabric or leather.



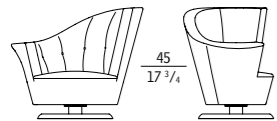
Ampia poltrona che propone un innovativo modo di accogliere il corpo in una sorprendente varietà di posizioni. Il segreto: l'elasticità della struttura interna e l'armonia delle linee. Un nuovo modo di sedersi, grazie all'appoggio ergonomico, nel segno di una funzionalità e una comodità senza uguali. Una vera e propria scultura asimmetrica dotata di un comfort straordinario.

Large armchair that suggests an innovative way to envelop the body in an amazing range of positions. Its secret: the flexibility of the internal structure and the harmony of its design. A new way of sitting, thanks to the ergonomic support, with a function and an unequalled softness. An out-and-out asymmetric sculpture of extraordinary comfort.

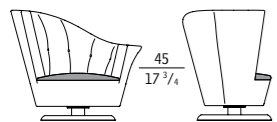




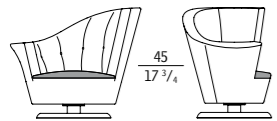
50530 Poltrona con bracciolo destro rivestimento tessuto o pelle
Armchair with right armrest upholstery fabric or leather
 cm 121 x 85 x h 102
 in 47 ⁵/₈ x 33 ¹/₂ x h 40 ¹/₈



50531 Poltrona con bracciolo sinistro rivestimento tessuto o pelle
Armchair with left armrest upholstery fabric or leather
 cm 121 x 85 x h 102
 in 47 ⁵/₈ x 33 ¹/₂ x h 40 ¹/₈



50532 Poltrona con bracciolo destro rivestimento tessuto/pelle
Armchair with right armrest upholstery fabric/leather
 cm 121 x 85 x h 102
 in 47 ⁵/₈ x 33 ¹/₂ x h 40 ¹/₈



50533 Poltrona con bracciolo sinistro rivestimento tessuto/pelle
Armchair with left armrest upholstery fabric/leather
 cm 121 x 85 x h 102
 in 47 ⁵/₈ x 33 ¹/₂ x h 40 ¹/₈



50550 Cuscino
Cushion
 cm 35 x 25 x h 6
 in 13 ⁶/₈ x 9 ⁷/₈ x h 2 ³/₈

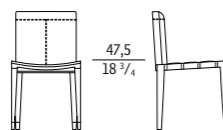


> Sedia in acero massiccio lucidato. L'imbottitura è in poliuretano espanso e i puntali delle gambe sono in metallo verniciato opaco. Il rivestimento del sedile e dello schienale è disponibile in tessuto o pelle, completamente sfoderabile.

- Poltrona in acero massiccio lucidato con l'imbottitura in poliuretano espanso. I puntali delle gambe e l'aggancio dei braccioli sono in metallo verniciato opaco. Il rivestimento del sedile, dello schienale e dei braccioli è in pelle o tessuto, completamente sfoderabile.

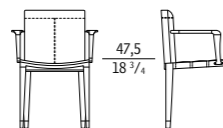
> Chair in polished solid maple. The padding is in expanded polyurethane. The foot-caps are in matt painted metal. The completely removable upholstery of the seat and backrest is available both in fabric and leather.

- Armchair in solid polished maple with the padding in expanded polyurethane. The foot-caps and the arms' connections are in matt painted metal. The completely removable upholstery of the seat, backrest and arms is available both in leather and fabric.




51602

Sedia in acero rivestimento tessuto o pelle
Chair in maple with fabric or leather upholstery
cm 47,5 x 53 x h 83
in 18 3/4 x 20 7/8 x h 32 3/4



51603

Poltrona in acero rivestimento tessuto o pelle
Armchair in maple with fabric or leather upholstery
cm 60 x 53 x h 83
in 23 5/8 x 20 7/8 x h 32 3/4



Aro indossa un abito elegante disponibile in tessuto o pelle, completamente sfoderabile. La nuova versione abbandona la cimasa in essenza per restituire uno schienale uniforme nei materiali ed accurato nelle cuciture che insieme realizzano motivi lineari e ricercati. L'imbottitura dello schienale e del sedile rende Aro una seduta funzionale che ci accoglie per realizzare il comfort. Ideale per progetti contract e contesti residenziali di classe, Aro incontra il gusto di un pubblico sofisticato che ama l'eleganza discreta.

Aro has an elegant upholstery, available in fabric or leather, completely removable. The new version abandons the back edge wood decoration and returns to a homogeneous back with regards to materials and precise stitching which together make up linear and sought-after designs. The padding of the back and seat makes Aro a functional seat which envelops you comfortably. Ideal for contract projects and stylish residential homes, Aro meets the requirements of a sophisticated customer who loves discreet elegance.



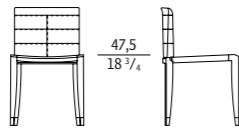
ARO CUIOIO | Chi Wing Lo 1995

> Sedia in acero massiccio lucidato. Il rivestimento del sedile e dello schienale è in cuoio, disponibile in diverse tonalità di colore. I puntali delle gambe sono in metallo verniciato opaco.

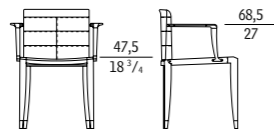
- Poltrona in acero massiccio lucidato. Il rivestimento del sedile, dello schienale e dei braccioli è in cuoio, a scelta fra diverse tonalità di colore. I puntali delle gambe e l'aggancio dei braccioli sono in metallo verniciato opaco.

> *Chair in polished solid maple. The seat and the back are upholstered with saddle leather in various colours. The foot-caps are in matt painted metal.*

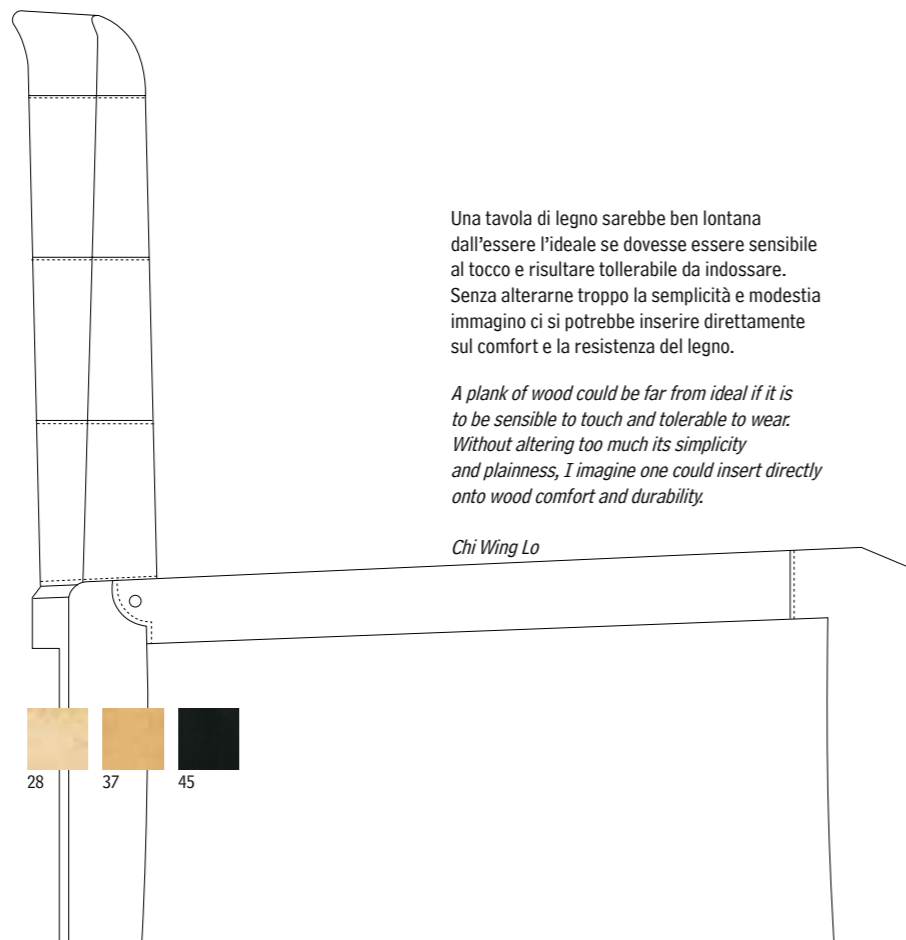
- *Armchair in polished solid maple. The seat, the back and the arms are upholstered with saddle leather, available in various colour shades. The foot-caps and the arm connections are in matt painted metal.*



51600 Sedia in acero rivestimento in cuoio
Chair in maple with saddle leather covering
cm 47,5 x 53 x h 83
in 18 3/4 x 20 7/8 x h 32 3/4



51601 Poltrona in acero rivestimento in cuoio
Armchair in maple with saddle leather covering
cm 60 x 53 x h 83
in 23 5/8 x 20 7/8 x h 32 3/4



Una tavola di legno sarebbe ben lontana dall'essere l'ideale se dovesse essere sensibile al tocco e risultare tollerabile da indossare. Senza alterarne troppo la semplicità e modestia immagino ci si potrebbe inserire direttamente sul comfort e la resistenza del legno.

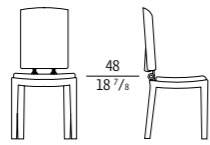
A plank of wood could be far from ideal if it is to be sensible to touch and tolerable to wear. Without altering too much its simplicity and plainness, I imagine one could insert directly onto wood comfort and durability.

Chi Wing Lo

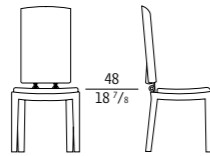


> Sedia con il basamento in faggio massiccio lucidato e con lo schienale alto e basso. La struttura dello schienale è in faggio massiccio ed il profilo d'acciaio è annegato in poliuretano espanso schiumato a freddo. Lo schienale è collegato al sedile grazie a due supporti in alluminio stampato ed è dotato di quattro molle che conferiscono elasticità allo stesso, permettendone il molleggio. Le gambe sono provviste di sfere a molla ed i puntali sono in PVC stampato. Il sedile è in poliuretano espanso schiumato a freddo. Il rivestimento del sedile e dello schienale è in cuoio, disponibile in diverse tonalità di colore.


> Chair with the base in solid beech wood and the back either in the high version or in the low one. The back frame is in solid beech wood with steel reinforcement, wrapped in cold-foamed polyurethane and upholstered in saddle leather. The back is joined to the seat by means of two supports in cast aluminium which help achieve elasticity. The legs feature spring-loaded wheels with foot-caps in black PVC. The seat material is in cold-foamed polyurethane. Various colours of saddle leather are available.



53500 Sedia in faggio schienale basso rivestimento cuoio
Chair in beech wood with low backrest saddle leather covering
cm 50 x 52,5 x h 95
in 19 ⁷/₈ x 20 ⁵/₈ x h 37 ³/₈

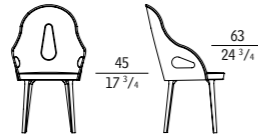
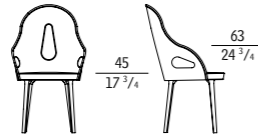
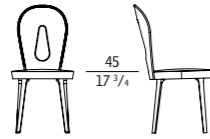
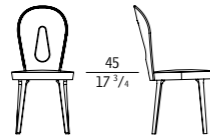


53505 Sedia in faggio schienale alto rivestimento cuoio
Chair in beech wood with high backrest saddle leather covering
cm 50 x 55 x h 111
in 19 ⁷/₈ x 21 ⁵/₈ x h 43 ³/₄





> Sedia e poltrona da pranzo con le gambe in massiccio di faggio lucidato e seduta in multistrato di faggio. L'imbottitura è in poliuretano espanso a quote differenziate. La struttura dello schienale è in alluminio calandrato (curvato). Il rivestimento in cuoio è disponibile in diversi colori con la possibilità, per lo schienale, di abbinare profili di tonalità diverse.

> Dining chair and armchair with the legs in solid polished beech wood and the seat in multilayer beech wood. The padding is in multi-density polyurethane foam. The backrest structure is in curved aluminium. The saddle leather covering is available in various colours with the option of having matching piping for the backrest, available in various shades.



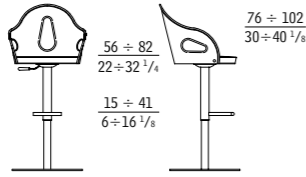
- 50010 Sedia in cuoio | *Chair saddle leather*
cm 46 x 58 x h 94
in 18 1/8 x 22 7/8 x h 37
- 50015 Sedia in cuoio lucido | *Chair shiny saddle leather*
cm 46 x 58 x h 94
in 18 1/8 x 22 7/8 x h 37
- 50011 Poltrona in cuoio | *Armchair saddle leather*
cm 55 x 58 x h 94
in 21 5/8 x 22 7/8 x h 37
- 50016 Poltrona in cuoio lucido | *Armchair shiny saddle leather*
cm 55 x 58 x h 94
in 21 5/8 x 22 7/8 x h 37





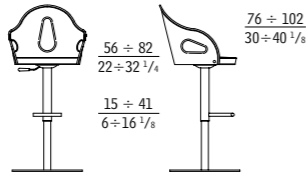
> Sgabello regolabile in altezza mediante una molla a gas, con la struttura della base in acciaio satinato. La struttura del sedile è in multistrato e l'imbottitura è in poliuretano espanso a quote differenziate. La struttura dello schienale è in alluminio calandrato (curvato). Il rivestimento in cuoio è disponibile in diversi colori ed offre la possibilità, per lo schienale, di abbinare profili di tonalità diverse.

> Bar stool with adjustable height thanks to spring mechanism, with base structure in satin-finished steel. The structure of the seat is in multi-layer and the padding is in multi-density expanded polyurethane. The structure of the backrest is in calendered aluminium (curved). The covering is in saddle leather, which is available in different colours while the backrest can be matched to different shades of piping.



50012

Sgabello cuoio
Saddle leather bar stool
cm 56 x 54 x h 93 ÷ 119
in 22 x 21 1/4 x h 36 5/8 ÷ 46 7/8



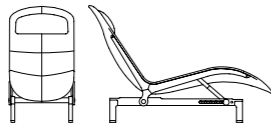
50017

Sgabello cuoio lucido
Shiny saddle leather bar stool
cm 56 x 54 x h 93 ÷ 119
in 22 x 21 1/4 x h 36 5/8 ÷ 46 7/8

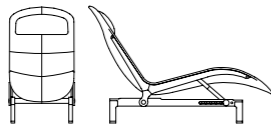


> Chaise longue con basamento in acero massiccio lucidato. Struttura schienale e sedile in poliuretano strutturale e poliuretano espanso flessibile schiumato a freddo. Un meccanismo manuale, in metallo nichel satinato e acciaio inox, permette la regolazione della chaise longue in sei posizioni diverse di inclinazione. Poggiatesta, con posizionamento regolabile, in fibra. Rivestimento in pelle o in cuoio. Puntali piedi in metallo nichel satinato.

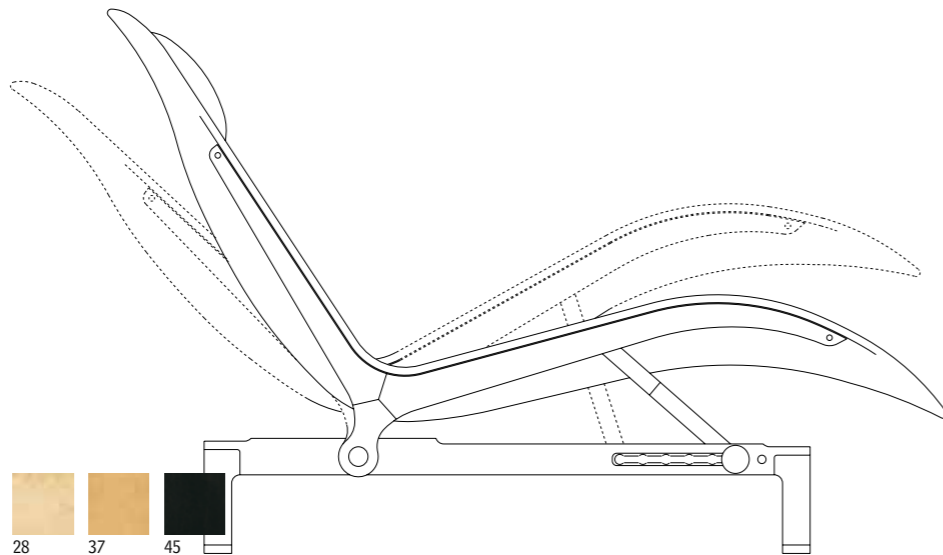
> *Chaise longue with base in polished solid maple. Back frame and seat in structural polyurethane and cold-foam flexible polyurethane. A manual glazed nickel-plated metal and stainless steel mechanism enables the adjustment of the chaise longue in six different positions. Fiberfill adjustable headrest. Upholstery in leather or in saddle leather. Foot-caps in glazed nickel-plated metal.*



52300 Chaise longue in acero rivestimento in pelle
Chaise longue in maple with leather upholstery
cm 59 x 154 ÷ 166 x h 98 ÷ 85
in 23 1/4 x 60 5/8 ÷ 65 3/8 x h 38 5/8 ÷ 33 1/2



52303 Chaise longue in acero rivestimento in cuoio
Chaise longue in maple with saddle leather upholstery
cm 59 x 154 ÷ 166 x h 98 ÷ 85
in 23 1/4 x 60 5/8 ÷ 65 3/8 x h 38 5/8 ÷ 33 1/2



> Poltrona con lo schienale alto o basso; è composta da una base, uno schienale poggiatesta ed uno schienale bracciolo sovrapposti. La struttura del sedile è in massiccio di abete, multistrato e compensato di pioppo. L'imbottitura è in poliuretano espanso a quote differenziate e in fibra di poliestere. Lo schienale poggiatesta ha la base in multistrato di pioppo e l'inserto in profilato di acciaio ed in poliuretano espanso flessibile schiumato a freddo. Lo schienale bracciolo ha l'inserto in poliuretano espanso rigido compatto ed in poliuretano espanso flessibile schiumato a freddo. Lo zoccolo sotto base è in massiccio di faggio lucidato. La base è dotata di sfere a molla per agevolare lo spostamento del pezzo. Il rivestimento è disponibile in tessuto o pelle non sfoderabile, con la possibilità di scegliere il rivestimento di ciascuno dei tre elementi che compongono la poltrona.

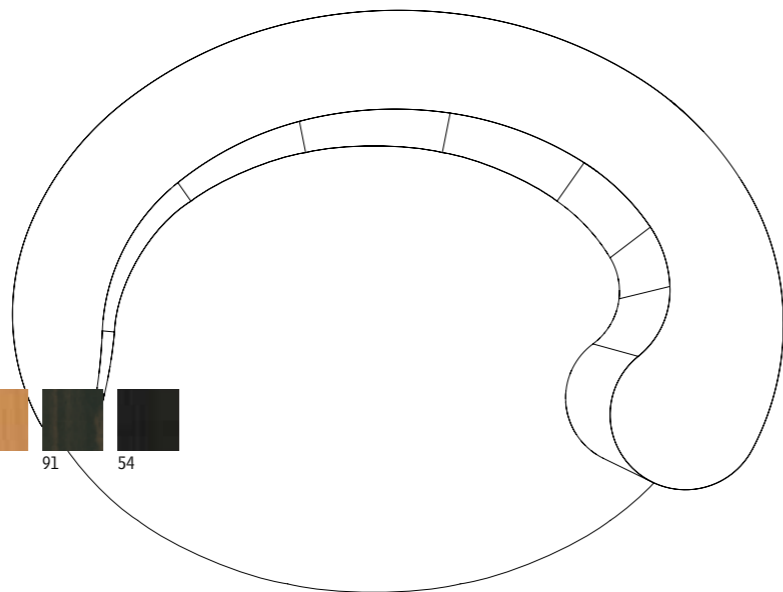
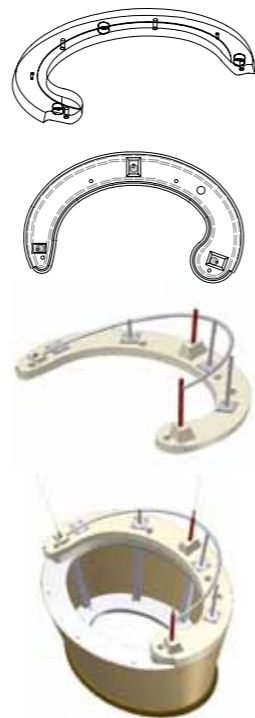
- Pouf con la struttura della base in massiccio di abete, multistrato e compensato di pioppo. L'imbottitura è in poliuretano espanso a quote differenziate e fibra di poliestere. Il rivestimento è disponibile in tessuto o in pelle e non è sfoderabile. Lo zoccolo sotto base è in massiccio di faggio lucidato.

Accessorio: vassoio con la struttura in multistrato di pioppo, rivestito in cuoio nelle diverse tonalità di colore.

> *Armchair with high or low backrest; it is composed of a base, a backrest and an armrest. The seat structure is in solid pine wood, multi-layer and plywood poplar. The padding is in multi-density expanded polyurethane and polyester fibre. The base of the lumbar backrest is in multi-layer poplar and the insert is in profiled steel and flexible cold foam expanded polyurethane. The armrest has an insert in stiff compact expanded polyurethane and in flexible cold foam expanded polyurethane. The skirting board below the base is in solid polished beech wood. The base with spring-loaded wheels allows the piece to be moved easily. The non-removable covering is available in fabric or leather with the option to choose the covering of each of the three elements of which the armchair is composed.*

- *Stool with the base structure in solid pine wood, multi-layer and poplar plywood. The padding is in multi-density expanded polyurethane and polyester fibre. The covering, which is non-removable, is available in fabric or leather. The skirting board below the base is in solid polished beech wood.*

Accessory: tray with a multi-layer poplar structure covered in saddle leather available in different colour shades.





50370 Base poltrona
Armchair base



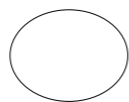
50371 Schienale poggiareni
Lumbar backrest



50372 Schienale a bracciolo
Arm backrest



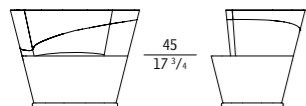
50375 Pouf
Stool
cm 92 x 72 x h 45
in 36 1/4 x 28 3/8 h 17 3/4



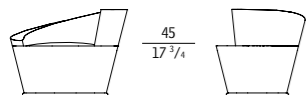
50381 Vassoio in cuoio
Tray in saddle leather
cm 58 x 43 x h 8
in 22 3/4 x 16 7/8 h 3 1/8




COMPOSIZIONI POSSIBILI | COMBINATIONS AVAILABLE



50370 + 50371 + 50372
cm 112 x 81 x h 84
in 44 x 31 7/8 x h 33



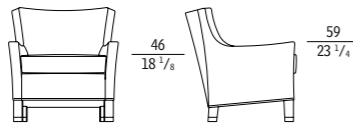
50370 + 50371
cm 100 x 76 x h 75
in 39 3/8 x 30 x h 29 1/8



GIORGIA | Antonello Mosca 2005


> Poltrona in faggio massiccio. L'imbottitura è in poliuretano espanso indeformabile a quote differenziate e fibra. Il cuscino del sedile è in piuma con l'inserto in poliuretano espanso. Il rivestimento, in tessuto o pelle, è completamente sfoderabile. I piedi sono in massiccio di faggio lucidato e sono dotati di puntale in metallo verniciato.

> *Armchair in solid beech wood with non-deformable multi-density polyurethane padding and fibrefill. The down seat cushion has an insert in polyurethane. The completely removable upholstery is either in fabric or leather. The feet are in polished solid beech wood with painted metal foot-cap.*



50981

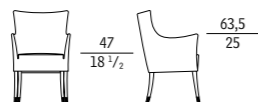
Poltrona in faggio
Armchair in beech wood
cm 77 x 79 x h 80
in 30 3/8 x 31 1/8 x h 31 1/2



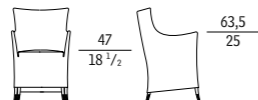


> Sedie, poltrone e divani in faggio massiccio con il fusto lucidato o laccato. L'imbottitura è in poliuretano espanso indeformabile e fibra. Il rivestimento, completamente sfoderabile, è disponibile in tessuto o pelle. Il puntale del piedino è in nylon nero. Le versioni mini e maxi si ottengono utilizzando fodere di diverso taglio disposte sulla stessa struttura.

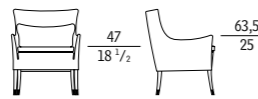
> *Chairs, armchairs, and sofas in polished or lacquered solid beech wood. The padding is in non-deformable polyurethane and fibre. The fabric or leather upholstery is completely removable. The foot-cap is in black nylon. The mini and maxi executions are obtained by applying coverings on the same frame, which have been cut differently.*



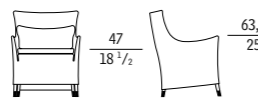
50900 Poltrona mini in faggio
Armchair mini in beech wood
cm 56 x 60 x h 83,5 in 22 x 23 ⁵/₈ x h 32 ⁷/₈



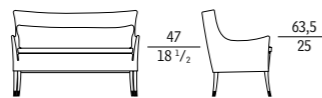
50901 Poltrona maxi in faggio
Armchair maxi in beech wood
cm 56 x 60 x h 83,5 in 22 x 23 ⁵/₈ x h 32 ⁷/₈



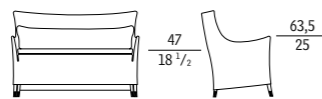
50910 Poltrona mini in faggio
Armchair mini in beech wood
cm 65 x 68,5 x h 78,5 in 25 ⁵/₈ x 27 x h 31



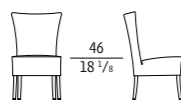
50911 Poltrona maxi in faggio
Armchair maxi in beech wood
cm 65 x 68,5 x h 78,5 in 25 ⁵/₈ x 27 x h 31



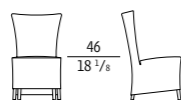
50912 Divano mini in faggio
Sofa mini in beech wood
cm 121 x 70,5 x h 78,5 in 47 ⁵/₈ x 27 ³/₄ x h 31



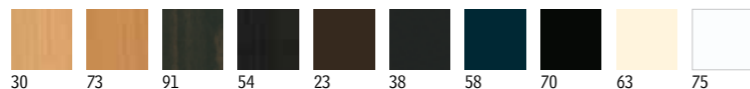
50913 Divano maxi in faggio
Sofa maxi in beech wood
cm 121 x 70,5 x h 78,5 in 47 ⁵/₈ x 27 ³/₄ x h 31



50930 Sedia mini in faggio
Chair mini in beech wood
cm 47 x 55 x h 86 in 18 ¹/₂ x 21 ⁵/₈ x h 33 ⁷/₈



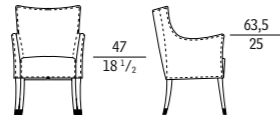
50931 Sedia maxi in faggio
Chair maxi in beech wood
cm 47 x 55 x h 86 in 18 ¹/₂ x 21 ⁵/₈ x h 33 ⁷/₈





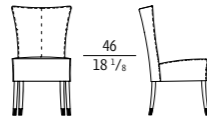
GIORGINA CUIOIO | Antonello Mosca 1992

> Sedia e poltrona in faggio massiccio lucidato o laccato. L'imbottitura è in poliuretano espanso indeformabile a quote differenziate e fibra. I puntali delle gambe sono in nylon nero. Il rivestimento in cuoio è disponibile in diverse tonalità di colore.

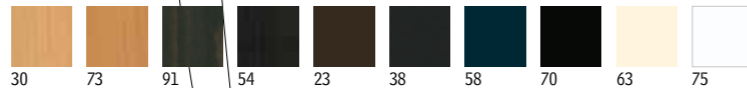
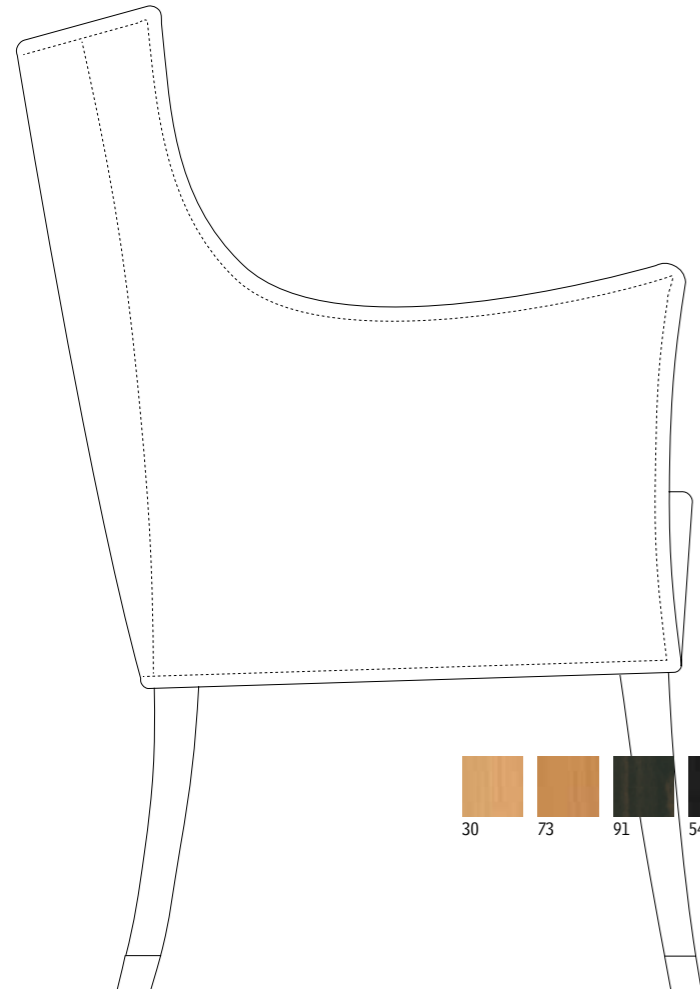


50905 Poltrona in faggio rivestita in cuoio
Armchair in beech wood covered in saddle leather
 cm 56 x 60 x h 83,5
 in 22 x 23 ⁵/₈ x h 32 ⁷/₈

> Chair and armchair in polished or lacquered solid beech wood. The padding is in non-deformable multi-density polyurethane and fibre. The foot-caps are in black nylon. The saddle-leather upholstery is available in various colour shades.



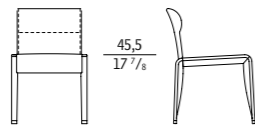
50935 Sedia in faggio rivestita in cuoio
Chair in beech wood covered in saddle leather
 cm 48 x 56 x h 87
 in 18 ⁷/₈ x 22 x h 34 ¹/₄



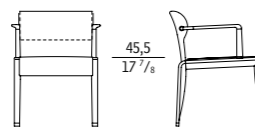


> Sedia in acero massiccio lucidato. Il sedile è dotato di molle e l'imbottitura è in poliuretano espanso schiumato a freddo, rivestito in fibra. Lo schienale, imbottito con poliuretano espanso indeformabile a quote differenziate, è rivestito in fibra. I puntali delle gambe sono in metallo stampato nichelato satinato. Il rivestimento è disponibile in tessuto o pelle ed è completamente sfoderabile.

- Poltrona in acero massiccio lucidato. Il sedile è a molle e l'imbottitura è in poliuretano espanso schiumato a freddo, rivestito in fibra. Lo schienale è imbottito con poliuretano espanso indeformabile a quote differenziate, rivestito in fibra. I puntali delle gambe, la base del piantalino ed il terminale dei braccioli sono in metallo stampato nichelato satinato. Il rivestimento, in tessuto o pelle, è sfoderabile.




51900 Sedia in acero
Chair in maple
cm 50 x 59 x h 76
in 19 3/4 x 23 1/4 x h 30



51910 Poltrona in acero
Armchair in maple
cm 58 x 64 x h 76
in 22 7/8 x 25 1/4 x h 30

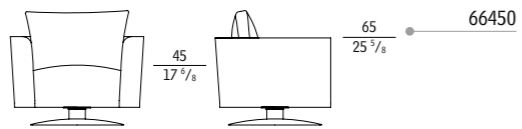
> *Chair in polished solid maple. The spring seat is in cold-foamed polyurethane, covered with fibre. The back is in non-deformable multi-density polyurethane, covered in fibre. The foot-caps are in glazed, nickel-plated cast metal. The completely removable upholstery is available both in fabric or leather.*

- *Armchair in polished solid maple. The spring seat is in cold-foamed polyurethane, covered with fibre. The back is in non-deformable multi-density polyurethane, covered in fibre. The foot-caps, the support base of the arms and the arm ends are in glazed, nickel-plated, cast metal. The upholstery is completely removable and it is available either in fabric or leather.*



> Poltrona girevole con la struttura in multistrato di pioppo. L'imbottitura del sedile, dello schienale e dei braccioli è in poliuretano espanso indeformabile a quote differenziate, rivestita in fibra. Il cuscino dello schienale è in piuma. La base è tornita di metallo in lastra nichelato satinato ed è dotata di un meccanismo girevole con un cuscinetto a sfera. Il rivestimento, in tessuto o pelle, è completamente sfoderabile. La sfoderabilità del sedile si ottiene utilizzando delle manopole poste sotto il fondo della poltrona.

> *Swivel armchair with the structure in multi-layer poplar wood. The padding of the seat, of the backrest and of the armrests is in non-deformable multi-density polyurethane foam and covered with fibre. The cushion of the backrest is in feather. The base is in glazed nickel-plated metal, with a swivel device with ball bearings. The cover, in fabric or leather, can be removed from the seat using the small handles placed under the bottom of the armchair.*



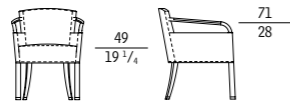
66450 Poltrona girevole
Swivel armchair
cm 98 x 85 x h 84
in 38 ⁵/₈ x 33 ¹/₂ x h 33 ¹/₈



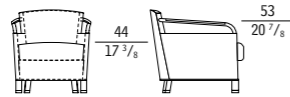


> Serie di poltrone e bergère fisse e girevoli con pouf dalla struttura in multistrato. Il basamento è in acero massiccio lucidato o in alluminio satinato protetto, per la versione girevole. La struttura è in profilato d'acciaio e faggio annegati in poliuretano espanso schiumato a freddo, rivestita in fibra. L'imbottitura del sedile è in poliuretano espanso indeformabile a quote differenziate, rivestita in fibra. I braccioli, in tubolare di acciaio inox curvato, hanno inserti in acero massiccio lucidato. Le bergère dispongono di un cuscino poggiatesta in piuma. I puntali delle gambe sono in metallo nichelato satinato. Il rivestimento, in tessuto o pelle, è completamente sfoderabile.

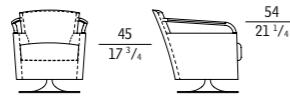
> Series of fixed and swivel armchairs and wing chairs with stool characterized by a multilayer frame. The base is in polished solid maple or in protected glazed aluminium, for the swivel version. The frame has a steel reinforcement and beech wood wrapped in cold-foamed polyurethane, covered with fibre. The seat cushion is in non-deformable multi-density polyurethane, covered with fibre. The arms, in curved stainless steel tubing, have polished solid maple inserts. For the wing chairs, there is a lower back feather cushion. The foot-caps are in glazed nickel-plated metal. The upholstery is available both in fabric and in leather and it is completely removable.



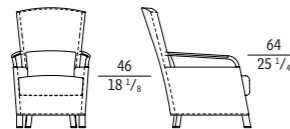
53530 Poltrona in acero
Armchair in maple
cm 66 x 68 x h 82 in 26 x 26 3/4 x h 32 1/4



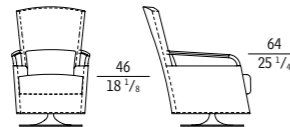
53540 Poltrona bassa in acero
Low armchair in maple
cm 72 x 79 x h 74 in 28 3/8 x 31 1/8 x h 29 1/8



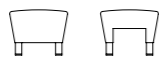
53541 Poltrona bassa girevole in acero
Low swivel armchair in maple
cm 72 x 83 x h 75 in 28 3/8 x 32 5/8 x h 29 1/2



53570 Bergère in acero
Wing chair in maple
cm 72 x 96 x h 105 in 28 3/8 x 37 3/4 x h 41 3/8





53572 Bergère girevole in acero
Swivel wing chair in maple
cm 72 x 94 x h 105 in 28 3/8 x 37 x h 41 3/8



53571 Pouf in acero
Stool in maple
cm 52 x 57 x h 40 in 20 1/2 x 22 1/2 x h 15 3/4

53579 Sovrafodera poggiatesta per articoli 53570-53572 | *Extra cover for headrest for items 53570-53572*

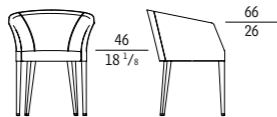





MARGOT | Antonello Mosca 2009

> Poltrona con la struttura in massiccio di faggio mentre la struttura del sedile è in multistrato curvato. L'imbottitura sia del sedile che dello schienale è in poliuretano espanso rivestita in fibra. Le gambe sono in massiccio di faggio lucidato, dotate di puntali in alluminio satinato. Il rivestimento è disponibile in tessuto o pelle ed è completamente sfoderabile.

> *Armchair with the frame in solid beech wood and the seat frame in curved plywood. Seat and back paddings are in expanded polyurethane, covered in fibre. The legs are in solid polished beech wood equipped with foot-caps in satin-finished aluminium. The covering is available either fabric or leather, completely removable.*

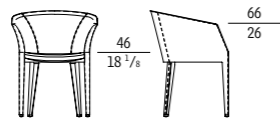


60971 Poltrona rivestimento tessuto o pelle
Armchair upholstery fabric or leather
cm 60 x 61 x h 77
in 23 ⁵/₈ x 24 x h 30 ¹/₄



MARGOT CUOIO | Antonello Mosca 2008

> Poltrona in cuoio con struttura in massiccio di faggio. Struttura sedile in multistrato curvato. Imbottitura in poliuretano. Puntale stampato in nylon nero. Rivestimento in cuoio di diverse tonalità disponibili.



60970 Poltrona in cuoio
Armchair in saddle leather
cm 62 x 61 x h 77
in 24 ³/₈ x 24 x h 30 ¹/₄

> *Armchair in saddle leather with structure in solid beech wood. Structure of seat in curved multi-layer. Padding in polyurethane. Tip cast in black nylon. Covering available in various shades of saddle leather.*





MOON | Antonello Mosca 2006

> Serie di poltrone con il basamento in massiccio e multistrato di faggio lucidato. La struttura dello schienale è in multistrato curvato ed il sedile è in massiccio di faggio. L'imbottitura è in poliuretano espanso indeformabile a quote differenziate e fibra. I puntali dei piedi sono in PVC nero. Il rivestimento, presente nelle versioni tessuto o pelle, è completamente sfoderabile, liscio o con la trapuntatura a righe, oppure in bicolore con la parte esterna in pelle e quella interna in tessuto o pelle.




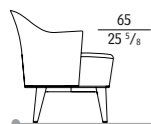
> Series of armchairs with the base in polished solid beech wood and beech wood plywood. The back frame is in curved plywood and the seat in solid beech wood. The padding is in non-deformable multi-density expanded polyurethane and fibre. The foot-caps are in black PVC. The completely removable cover is available in fabric or leather, plain or with stripes quilting, or two colours with the external side in leather and the internal one in fabric or leather.

Una serie di quattro poltroncine, ideali per conversazione, lavoro, studio, pranzo, tra loro legate da una matrice comune fatta dalla curvatura dello schienale, la seduta e le gambe. Un design di sapore universale, capace di far vivere le sedute davvero in ogni luogo.

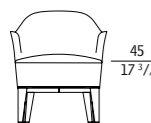
A series of four armchairs, ideal for conversation, work, study, dining, joined together by a common matrix consisting of the curves of the backrest, the seat and the legs. It's a design with an international flavour, that allows this item to be used throughout the home.

Antonello Mosca



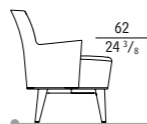


65
25 5/8

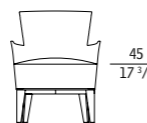


45
17 3/4

60900 Poltrona in faggio
Armchair in beech wood
cm 66 x 76 x h 82
in 26 x 29 7/8 x h 32 1/4

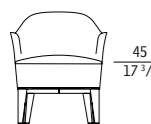


62
24 3/8



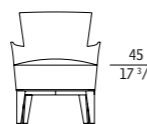
45
17 3/4

60920 Poltrona in faggio
Armchair in beech wood
cm 65 x 76 x h 82
in 25 5/8 x 29 7/8 x h 32 1/4



45
17 3/4

60901 Poltrona in faggio esterno pelle
Armchair in beech wood external leather
cm 66 x 76 x h 82
in 26 x 29 7/8 x h 32 1/4




45
17 3/4

60921 Poltrona in faggio esterno pelle
Armchair in beech wood external leather
cm 65 x 76 x h 82
in 25 5/8 x 29 7/8 x h 32 1/4



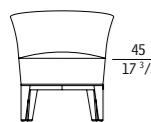

46
18 1/8

60902 Poltrona in faggio trapuntata righe
Armchair in beech wood stripes quilting
cm 66 x 76 x h 82
in 26 x 29 7/8 x h 32 1/4



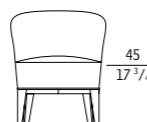
46
18 1/8

60922 Poltrona in faggio trapuntata righe
Armchair in beech wood stripes quilting
cm 65 x 76 x h 82
in 25 5/8 x 29 7/8 x h 32 1/4



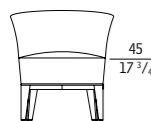
45
17 3/4

60910 Poltrona in faggio
Armchair in beech wood
cm 65 x 76 x h 80
in 25 5/8 x 29 7/8 x h 31 7/8



45
17 3/4

60930 Poltrona in faggio
Armchair in beech wood
cm 65 x 76 x h 83
in 25 5/8 x 29 7/8 x h 32 5/8



45
17 3/4

60911 Poltrona in faggio esterno pelle
Armchair in beech wood external leather
cm 65 x 76 x h 80
in 25 5/8 x 29 7/8 x h 31 7/8



45
17 3/4

60931 Poltrona in faggio esterno pelle
Armchair in beech wood external leather
cm 65 x 76 x h 83
in 25 5/8 x 29 7/8 x h 32 5/8



46
18 1/8

60912 Poltrona in faggio trapuntata righe
Armchair in beech wood stripes quilting
cm 65 x 76 x h 80
in 25 5/8 x 29 7/8 x h 31 7/8



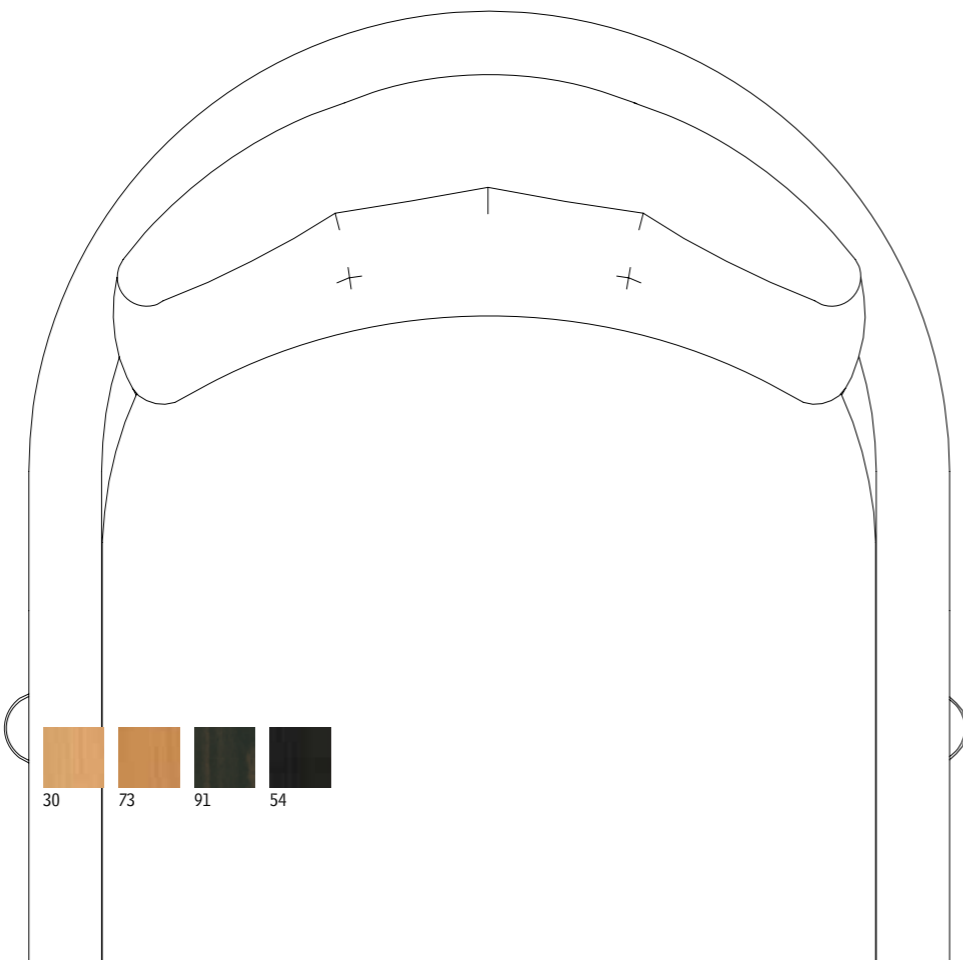
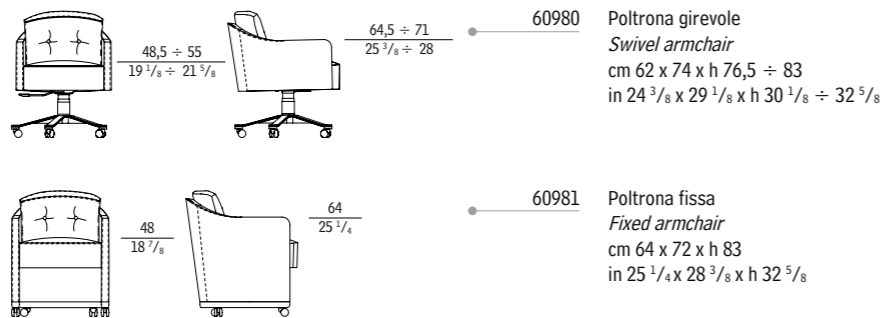
46
18 1/8

60932 Poltrona in faggio trapuntata righe
Armchair in beech wood stripes quilting
cm 65 x 76 x h 83
in 25 5/8 x 29 7/8 x h 32 5/8



> Serie di poltrone con le ruote piroettanti e disponibili sia nella versione fissa che girevole. Il rivestimento, in tessuto o pelle, non è sfoderabile. La versione fissa ha una struttura in profilato d'acciaio annegato in poliuretano espanso schiumato a freddo con lo zoccolo in massiccio di faggio lucidato; nella versione girevole, la struttura dello schienale è in profilato d'acciaio annegato in poliuretano espanso schiumato a freddo e la base, a cinque razze, è in metallo verniciato argento. È dotata di una molla a gas per la regolazione dell'altezza. Entrambe le versioni dispongono di un cuscino per il sedile in profilato d'acciaio annegato in poliuretano espanso schiumato a freddo, rivestito in fibra. Il cuscino dello schienale è in poliuretano espanso indeformabile e fibra.

> Series of fixed and swivel armchairs, with rotating castors. The non-removable covering is in fabric or leather. In the fixed version, the structure is in profiled steel immersed in cold expanded polyurethane foam, with the skirting in solid polished beech wood; in the swivel version, the backrest structure is in cold expanded polyurethane foam and the five point base is in shiny silver painted metal. The height is regulated by a gas spring. In both versions, the seat cushion is in profiled steel immersed in cold expanded polyurethane foam, with fibre covering and the back cushion is in expanded, non-deformable polyurethane and fibre.





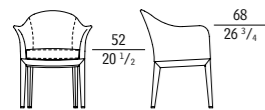
> Serie di poltrone e bergère con pouf, dal basamento in faggio massiccio lucidato e con lo schienale dalla struttura in poliuretano compatto rigido e poliuretano espanso flessibile schiumato a freddo. Il sedile, dal fondo in metacrilato, presenta un cuscino in poliuretano espanso indeformabile, rivestito in fibra. I puntali dei piedini sono in metallo stampato nichelato satinato. Il rivestimento, completamente sfoderabile, è disponibile in tessuto, pelle o in bicolore, con la parte esterna in pelle e quella interna in tessuto o pelle.

- La sedia, dal basamento in faggio massiccio, ha lo schienale dalla struttura in poliuretano compatto rigido e poliuretano espanso flessibile schiumato a freddo, rivestito in fibra. Il sedile, in multistrato e poliuretano espanso indeformabile, è rivestito in fibra. I puntali dei piedini sono in PVC nero. Il rivestimento è in tessuto, pelle o in bicolore, con parte esterna in pelle e parte interna in tessuto o pelle.

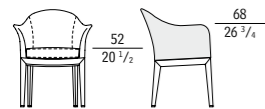
> Series of armchairs, wing chairs and stool with the base frame in polished solid beech wood and the back in compact rigid polyurethane and cold-foamed flexible polyurethane. The methacrylate seat has a non-deformable multi-density polyurethane cushion which is covered with fibre. The foot-caps are in moulded glazed nickel-plated metal. The completely removable upholstery is available in fabric, leather, or in two colours, with the external side in leather and the internal one either in fabric or in leather.

- Chair with a polished solid beech wood base. The back is in compact rigid polyurethane and flexible cold-foamed expanded polyurethane and it is upholstered with fibre. The plywood non-deformable expanded polyurethane seat is upholstered with fibre and the foot-caps are in black PVC. The upholstery is in fabric, leather or in two colours, with the outside in leather and the inner side in fabric or leather.

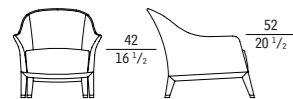




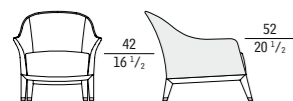
- 51040 Poltrona in faggio
Armchair in beech wood
cm 63 x 60 x h 81 in 24 ³/₄ x 23 ⁵/₈ x h 32



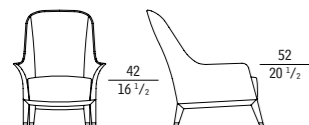
- 51041 Poltrona in faggio esterno pelle
Armchair in beechwood with external leather
cm 63 x 60 x h 81 in 24 ³/₄ x 23 ⁵/₈ x h 32



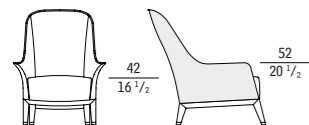
- 51050 Poltrona in faggio
Armchair in beech wood
cm 73 x 86 x h 77 in 28 ³/₄ x 33 ⁷/₈ x h 30 ³/₈



- 51051 Poltrona in faggio esterno pelle
Armchair in beech wood with external leather
cm 73 x 86 x h 77 in 28 ³/₄ x 33 ⁷/₈ x h 30 ³/₈



- 51060 Bergère in faggio
Wing chair in beech wood
cm 78 x 95 x h 100 in 30 ³/₄ x 37 ¹/₂ x h 39 ³/₈



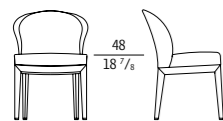
- 51063 Bergère in faggio esterno pelle
Wing chair in beech wood with external leather
cm 78 x 95 x h 100 in 30 ³/₄ x 37 ¹/₂ x h 39 ³/₈



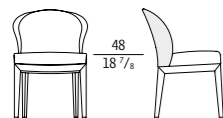
- 51062 Poggiatesta per art. 51060-51063
Headrest for item 51060-51063
cm 39 x 7 x h 22 in 15 ³/₈ x 2 ³/₄ x h 8 ⁵/₈



- 51061 Pouf in faggio
Stool in beech wood
cm 64 x 54 x h 42 in 25 ¹/₄ x 21 ¹/₄ x h 16 ¹/₂



- 51070 Sedia in faggio
Chair in beech wood
cm 53 x 60 x h 81 in 20 ⁷/₈ x 23 ⁵/₈ x h 31 ⁷/₈



- 51071 Sedia in faggio esterno pelle
Chair in beech wood with external leather
cm 53 x 60 x h 81 in 20 ⁷/₈ x 23 ⁵/₈ x h 31 ⁷/₈



Come tutti i progettisti di mobili sanno, la sedia è uno degli oggetti più difficili da disegnare. Al contrario di un armadio o di un tavolo, una sedia ha un'estesa superficie di contatto con i corpi che la usano: non può permettersi angolazioni sbagliate o superfici spigolose. La sua forma trova la bellezza nel miglior adeguamento all'utile: nella comodità e nella robustezza della seduta.

As all furniture designers are aware, the chair is one of the most difficult articles to design. Compared to a wardrobe or a table, the seat has a large contact surface with the bodies that use it; it cannot risk being built with wrong angulations or sharp surfaces. Its shape becomes beautiful as it becomes more useful: the key factors of the chair are comfort and strenght.

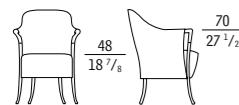
Massimo Scolari



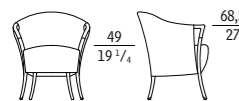
> Serie di poltrone, bergère e pouf in faggio massiccio con le gambe lucidate o laccate. I braccioli sono in pau ferro lucidato. L'imbottitura del sedile e dello schienale è in poliuretano espanso indeformabile a quote differenziate e fibra. Il rivestimento è disponibile in tessuto o pelle ed è completamente sfoderabile.

> Series of armchairs, wing chairs and stool in solid beech wood, with polished or lacquered legs. The arms are in polished pau ferro. The padding of the seat and of the back is in non-deformable multi-density polyurethane and fibre. The completely removable upholstery is in fabric or leather.

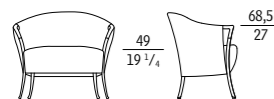




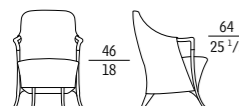
63220 Poltrona in faggio
Armchair in beech wood
cm 62 x 66 x h 88 in 24 1/2 x 26 x h 34 3/4



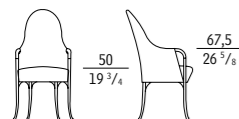
63230 Poltrona in faggio
Armchair in beech wood
cm 72 x 68 x h 81 in 28 1/2 x 26 3/4 x h 32



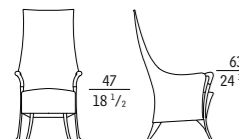
63231 Poltrona in faggio
Armchair in beech wood
cm 95 x 75 x h 81 in 37 1/2 x 29 1/2 x h 32



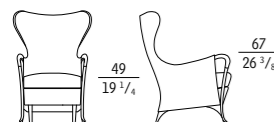
63260 Poltrona in faggio
Armchair in beech wood
cm 63 x 67 x h 90 in 23 3/4 x 26 1/4 x h 35 1/2



63250 Poltrona in faggio
Armchair in beech wood
cm 59 x 65 x h 104 in 23 1/4 x 25 1/2 x h 41



63240 Bergère in faggio
Wing chair in beech wood
cm 61 x 75 x h 121 in 24 x 29 1/2 x h 47 1/2



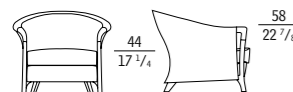
63340 Bergère in faggio
Wing chair in beech wood
cm 75 x 87 x h 105 in 29 1/2 x 34 1/4 x h 41 1/4



63247 Poggiatesta per art. 63240
Head roll for item 63240
cm 32 x h 11 in 12 1/2 x h 4 1/4



63370 Poltrona in faggio con cuscino schienale
Armchair in beech wood with backrest cushion
cm 82 x 81 x h 78 in 32 1/4 x 32 x h 30 3/4



63371 Poltrona in faggio senza cuscino schienale
Armchair in beech wood without backrest cushion
cm 82 x 81 x h 68 in 32 1/4 x 32 x h 26 3/4



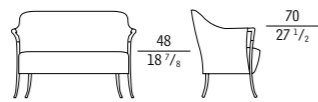
63350 Pouf in faggio
Stool in beech wood
cm 58 x 46 x h 45 in 22 7/8 x 18 x h 17 3/4



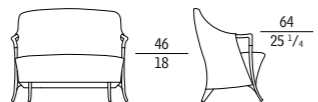


> Divano a due posti in faggio massiccio con le gambe lucidate o laccate. I braccioli sono in pau ferro lucidato. L'imbottitura del sedile e dello schienale è in poliuretano espanso indeformabile a quote differenziate e fibra. Il rivestimento, in tessuto o pelle, è completamente sfoderabile.

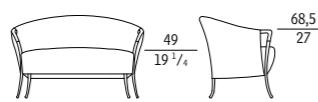
> Two-seat sofa in solid beech wood with polished or lacquered legs. The arms are in polished pau ferro. The seat and the back are in non-deformable multi-density polyurethane and fibre. The upholstery is in fabric or leather and it is completely removable.



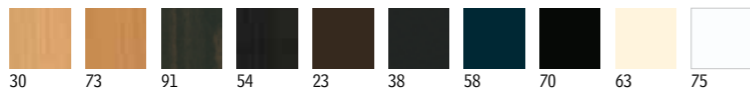
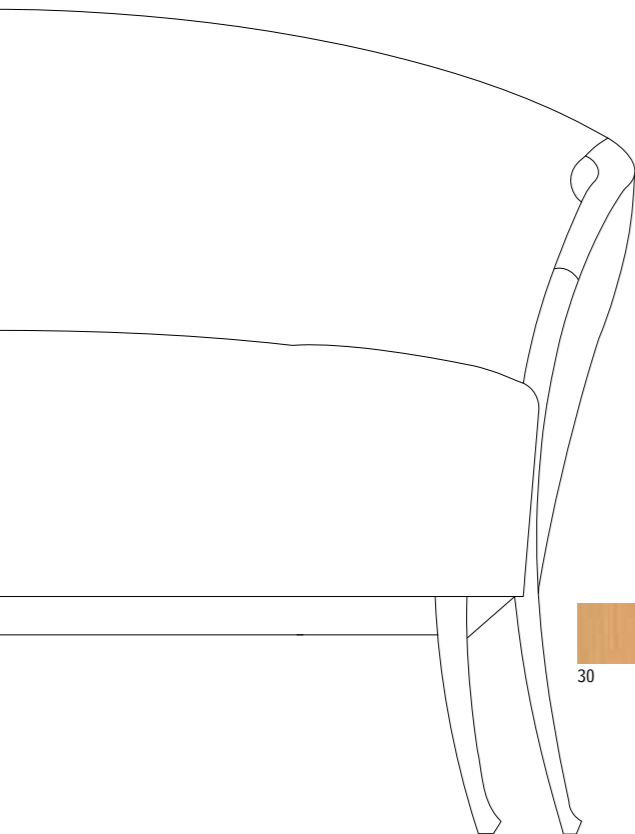
63222 Divano 2 posti in faggio
2-seat sofa in beech wood
cm 126 x 70 x h 88 in 49 1/2 x 27 1/2 x h 34 3/4



63262 Divano 2 posti in faggio
2-seat sofa in beech wood
cm 115 x 70 x h 90 in 45 1/4 x 27 1/2 x h 35 1/2



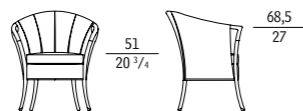
63232 Divano 2 posti in faggio
2-seat sofa in beech wood
cm 135 x 75 x h 81 in 53 x 29 1/2 x h 32



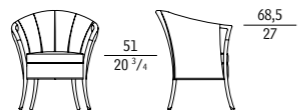


> Poltrona in faggio massiccio con le gambe lucidate o laccate. I braccioli sono in pau ferro lucidato e l'imbottitura dello schienale, il fondo del sedile ed il cuscino del sedile sono in poliuretano espanso indeformabile a quote differenziate e fibra. Il rivestimento, completamente sfoderabile, è disponibile in tessuto o pelle oppure in bicolore con la parte esterna solo in pelle e con la particolare cucitura con l'insero in pelle sulla parte interna dello schienale. Questo permette l'abbinamento di diversi tipi di tessuti o pelle e conferisce elasticità ed aderenza, eliminando le tensioni del rivestimento sulla parte interna dello schienale.

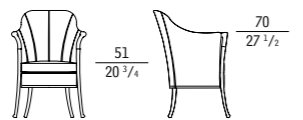
> *Armchair in solid beech wood with polished or lacquered legs. The armrests are in polished pau ferro. The back, the seat and seat cushion are padded with expanded non-deformable multi-density polyurethane and fibre. The completely removable upholstery is available in fabric, leather or in two colors with the external side in leather only, characterized by a special sewing with a leather inset in the inner part of the back. This enables it to be matched with different kinds of fabrics and leathers, by conferring elasticity, adherence and eliminating the stress of the upholstery on the back inner surface.*



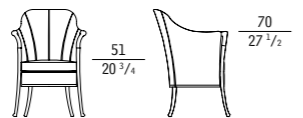
65230 Poltrona in faggio con inserti in pelle
Armchair in beech wood with inserts in leather
cm 72 x 68 x h 81 in 28 1/2 x 26 3/4 x h 32



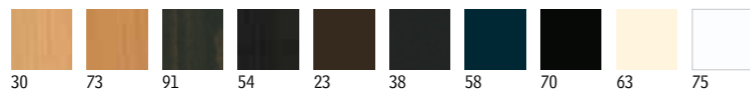
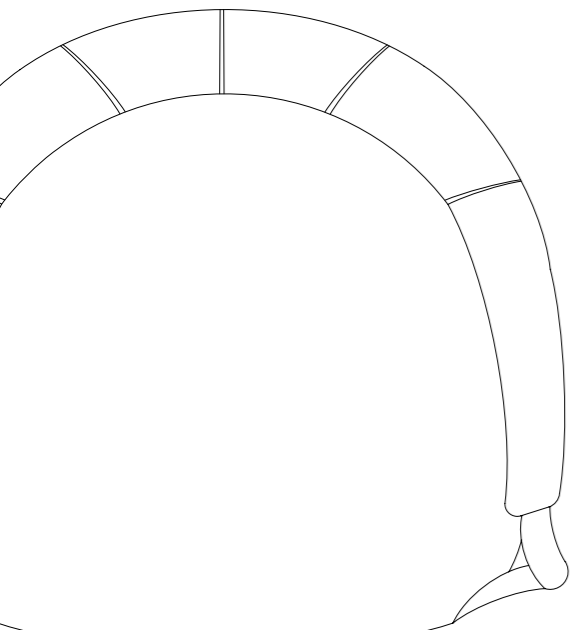
65231 Poltrona in faggio con inserti in pelle esterno solo pelle
Armchair in beech wood with inserts in leather external side only leather
cm 72 x 68 x h 81 in 28 1/2 x 26 3/4 x h 32



65220 Poltrona in faggio con inserti in pelle
Armchair in beech wood with insets in leather
cm 62 x 66 x h 88 in 24 1/2 x 26 x h 34 3/4



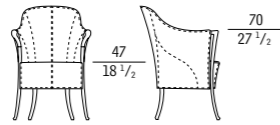
65221 Poltrona in faggio con inserti in pelle esterno solo pelle
Armchair in beech wood with insets in leather external side only leather
cm 62 x 66 x h 88 in 24 1/2 x 26 x h 34 3/4



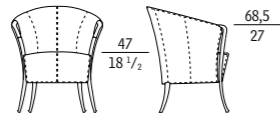


> Serie di poltrone, bergère e pouf in faggio massiccio con le gambe lucidate o laccate. I braccioli sono in pau ferro lucidato. L'imbottitura del sedile e dello schienale è in poliuretano espanso indeformabile a quote differenziate e fibra. Il rivestimento in cuoio è presente in diverse tonalità di colore.

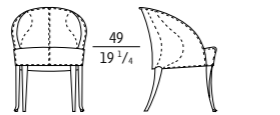
> Series of armchairs, wing chair and stool in solid beech wood, with polished or lacquered legs. The arms are in polished pau-ferro. The padding of the seat and of the back is in non-deformable multi-density polyurethane and fibre. The saddle leather upholstery is available in various colour shades.



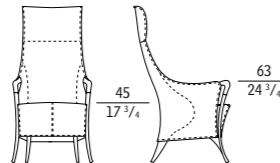
64220 Poltrona in faggio e cuoio
Armchair in beech wood and saddle leather
cm 62 x 66 x h 88 in 24 1/2 x 26 x h 34 3/4



64230 Poltrona in faggio e cuoio
Armchair in beech wood and saddle leather
cm 72 x 68 x h 81 in 28 1/2 x 26 3/4 x h 32




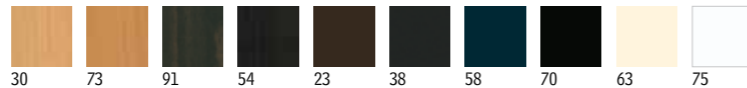
64270 Poltrona in faggio e cuoio
Armchair in beech wood and saddle leather
cm 57 x 60 x h 80 in 22 1/2 x 23 1/2 x h 31 1/2



64240 Bergère in faggio e cuoio
Wing chair in beech wood and saddle leather
cm 61 x 75 x h 121 in 24 x 29 1/2 x h 47 1/2



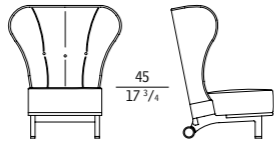
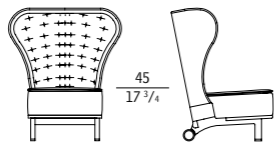
64350 Pouf in faggio e cuoio
Stool in beech wood and saddle leather
cm 58 x 46 x h 45 in 22 7/8 x 18 x h 17 3/4





> Bergère con sedile girevole disponibile con o senza trapuntino per il sedile e lo schienale ed il pouf. La struttura del basamento è in acero massiccio lucidato. La struttura dello schienale è in poliuretano strutturale schiumato a freddo e poliuretano espanso flessibile schiumato a freddo e fibra. La struttura del sedile è in multistrato di pino e l'imbottitura è in poliuretano espanso indeformabile a quote differenziate e fibra. I piedi posteriori del basamento sono dotati di ruote unidirezionali ed inserti con impiallacciatura d'acero lucidato. I puntali ed i piedi anteriori sono in metallo nichel satinato. Il rivestimento è in tessuto o pelle. Le ruote del pouf sono piroettanti, in metallo nichel satinato e gomma di colore grigio.

> *Wing chair with swivel seat with or without quilt for the seat, the back and the stool. The base frame is in polished solid maple. The back frame is in structural cold-foamed expanded polyurethane and flexible cold-foamed expanded polyurethane and fibre. The seat frame is in poplar plywood and the padding is in non-deformable multi-density expanded polyurethane and fibre. The rear feet have unidirectional wheels and inserts in polished maple veneer. The foot-caps and the front feet are in nickel-plated metal. The upholstery is in fabric or leather. The stool is equipped with pivoting wheels, in glazed nickel-plated metal and grey rubber.*


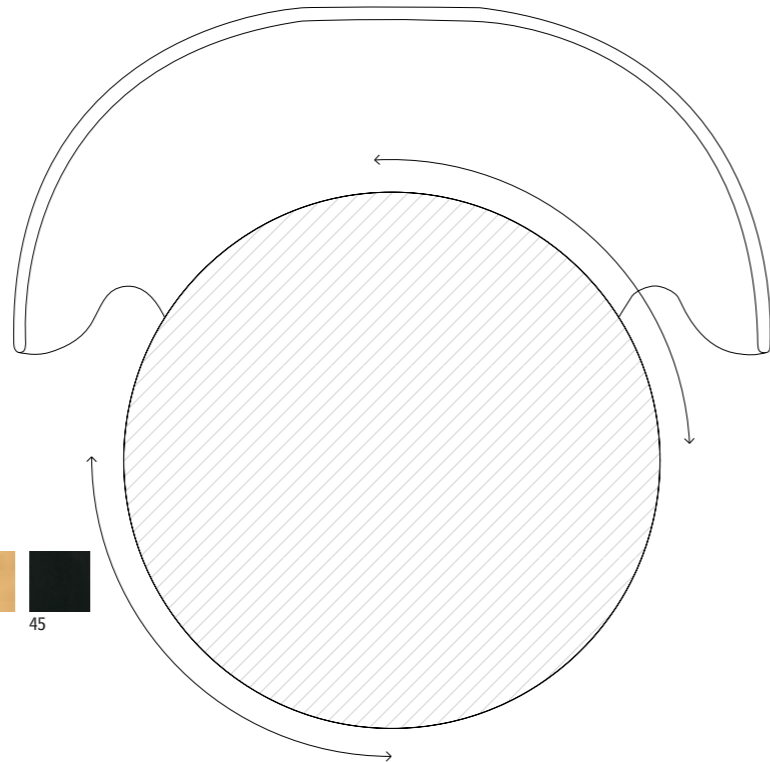


60950 Bergère in acero sedile girevole con trapuntino
Wing chair in maple with swivel seat with quilt
cm 117 x 92 x h 102 in 46 1/8 x 36 1/4 x h 40 1/8

60951 Pouf in acero con trapuntino
Stool in maple with quilt
Ø cm 70 x h 37 Ø in 27 1/2 x h 14 5/8

60955 Bergère in acero sedile girevole senza trapuntino
Wing chair in maple with swivel seat without quilt
cm 117 x 92 x h 102 in 46 1/8 x 36 1/4 x h 40 1/8

60956 Pouf in acero senza trapuntino
Stool in maple without quilt
Ø cm 70 x h 37 Ø in 27 1/2 x h 14 5/8





SAPHIR·TOPAZE | Antonello Mosca 2010

> Serie di pouf con struttura in multistrato di pioppo. L'imbottitura è in poliuretano espanso a quote differenziate rivestito in fibra di poliestere. La base è costituita da impiallacciatura mentre i piedi sono in massiccio, entrambi di faggio lucidato. Il rivestimento è in tessuto o in pelle non sfoderabile. Il pouf Saphir (54072) ha la seduta girevole.

> Series of stools with frame in multi-layer poplar wood. The padding is in multi-density expanded polyurethane, covered with polyester fibre. The base is in polished beech wood veneered, while the feet are in polished solid beech wood. The non-removable upholstery is in fabric or leather. The Saphir stool (54072) has a swivel seat.




54070 Pouf in tessuto o pelle non sfoderabile
Stool in non-removable fabric or leather
Ø cm 46 x h 41 Ø in 18 1/8 x h 16 1/8



54071 Pouf in tessuto o pelle non sfoderabile
Stool in non-removable fabric or leather
Ø cm 47 x h 49 Ø in 18 1/2 x h 19 1/4




54072 Pouf con sedile girevole in tessuto o pelle non sfoderabile
Stool with swivel seat in non-removable fabric or leather
Ø cm 42,5 x h 49 Ø in 16 3/4 x h 19 1/4



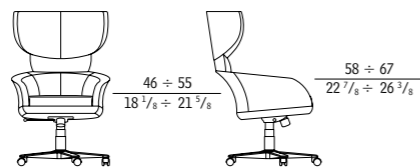
Complementi d'arredo funzionali, multiforme e multiuso: questi pouf dalla linea accattivante, a seconda delle circostanze, possono stare in un angolo, arredare una zona di passaggio o essere protagonisti al centro del salotto, magari come comoda seduta per ospitare l'ultimo arrivato. Rivestiti in pelle o tessuto si adattano ad ogni tipo di ambiente.

Functional, multipurpose furnishing accessories with many shapes: these stools have a captivating line and, depending on the circumstances, they can be put in a corner, they can furnish a passage-way or they can be the main character in the middle of the living room, maybe as a comfortable place to seat an unexpected guest. Covered in leather or fabric, they can adapt to any type of setting.

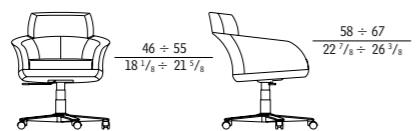


> Bergère girevole con un meccanismo fisso e basculante. Il sedile è regolabile in altezza ed il rivestimento è disponibile in tessuto o pelle.
 - Poltrona girevole con il sedile regolabile in altezza grazie ad una molla a gas. Il rivestimento è in tessuto o pelle.


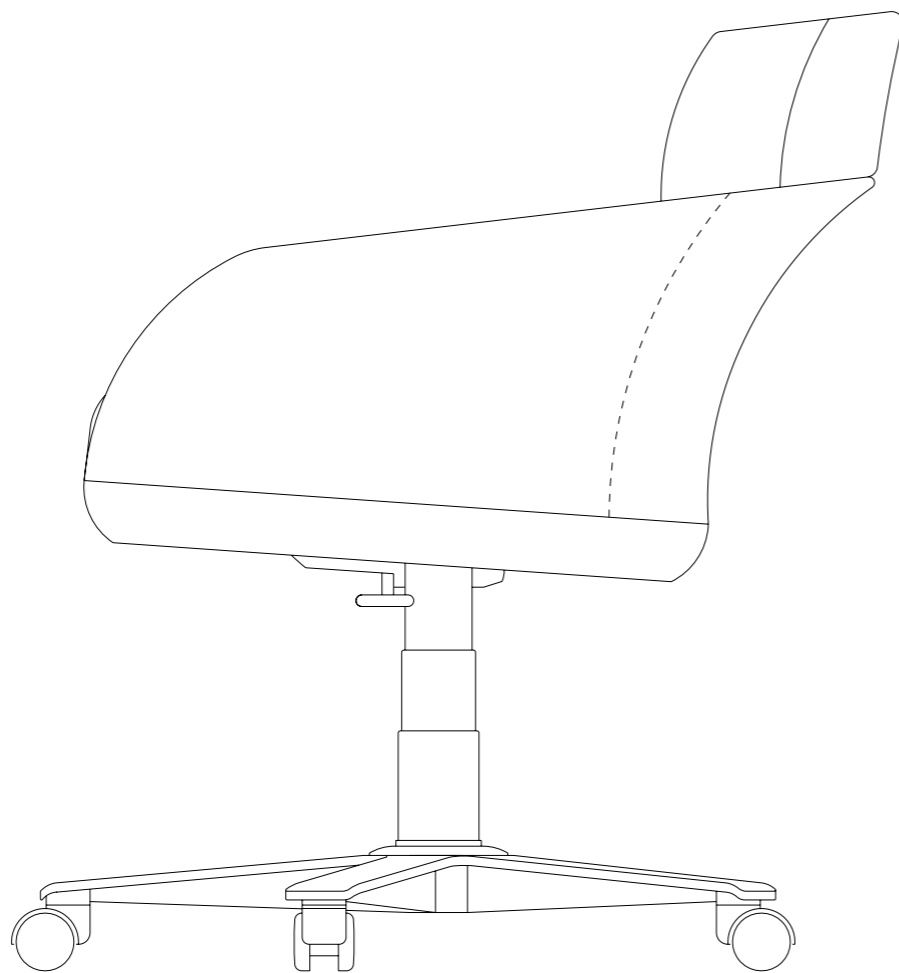
> Swivel wing chair with a fixed and tilting mechanism. The seat is adjustable in height. The upholstery is in fabric or leather.
 - Swivel armchair with the adjustable seat height by means of a gas spring. The upholstery is available both in fabric and leather.



52381 Bergère girevole
 Swivel wing chair
 cm 71 x 76 x h 105 ÷ 115
 in 28 x 30 x h 41 3/8 ÷ 45 3/4



52386 Poltrona girevole
 Swivel armchair
 cm 71 x 73 x h 78 ÷ 88
 in 28 x 28 3/4 x h 30 3/4 ÷ 34 5/8

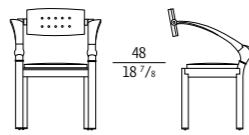




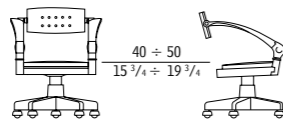
SPRING | Massimo Scolari 1992

> Poltrona in faggio massiccio lucidato. Lo schienale ha inserti in ebano. L'imbottitura del sedile è in poliuretano espanso indeformabile ed è rivestito in tessuto o pelle. Il collegamento tra il bracciolo e la gamba anteriore è realizzato grazie ad un meccanismo che sostiene il bracciolo e lo schienale, conferendo elasticità e molleggio agli stessi. La poltrona è disponibile sia nella versione con le gambe con sfere a molla e puntali in PVC stampati sia nella versione girevole con le rotelle piroettanti e con la struttura in alluminio pressofuso, rivestita in legno di faggio massiccio e con gli inserti dei poggiatesta in alluminio.

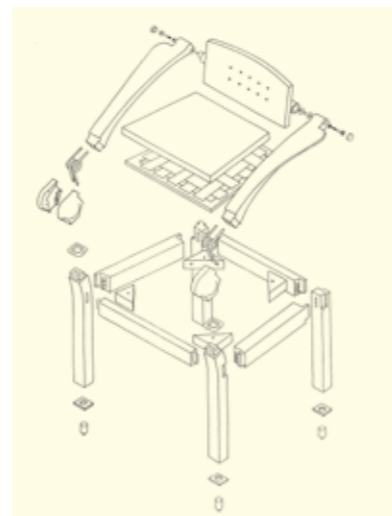

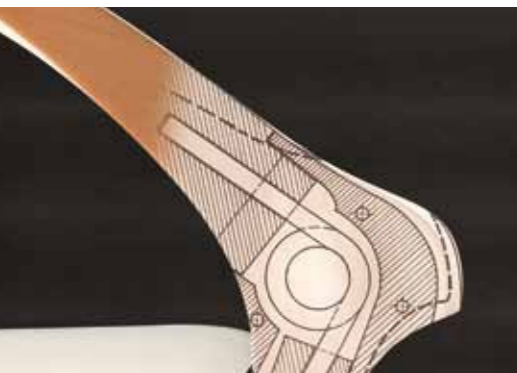
> *Armchair in polished solid beech wood, with ebony insets in the backrest. The seat is in non-deformable polyurethane, with fabric or leather covering. The arms and the back are connected to the seat by a solid beech wood part which contains a metal mechanism for added spring action and elasticity. The armchair is available in two versions: a fixed one with the legs equipped with spring-loaded wheels and foot-caps in PVC, and a swivel version with four castors and the frame in die cast aluminium, covered in solid beech wood and the insets of the footrests in aluminium.*



51360 Poltrona in faggio
Armchair in beech wood
cm 65,5 x 59 x h 87,5
in 25 3/4 x 23 1/4 x h 34 1/2



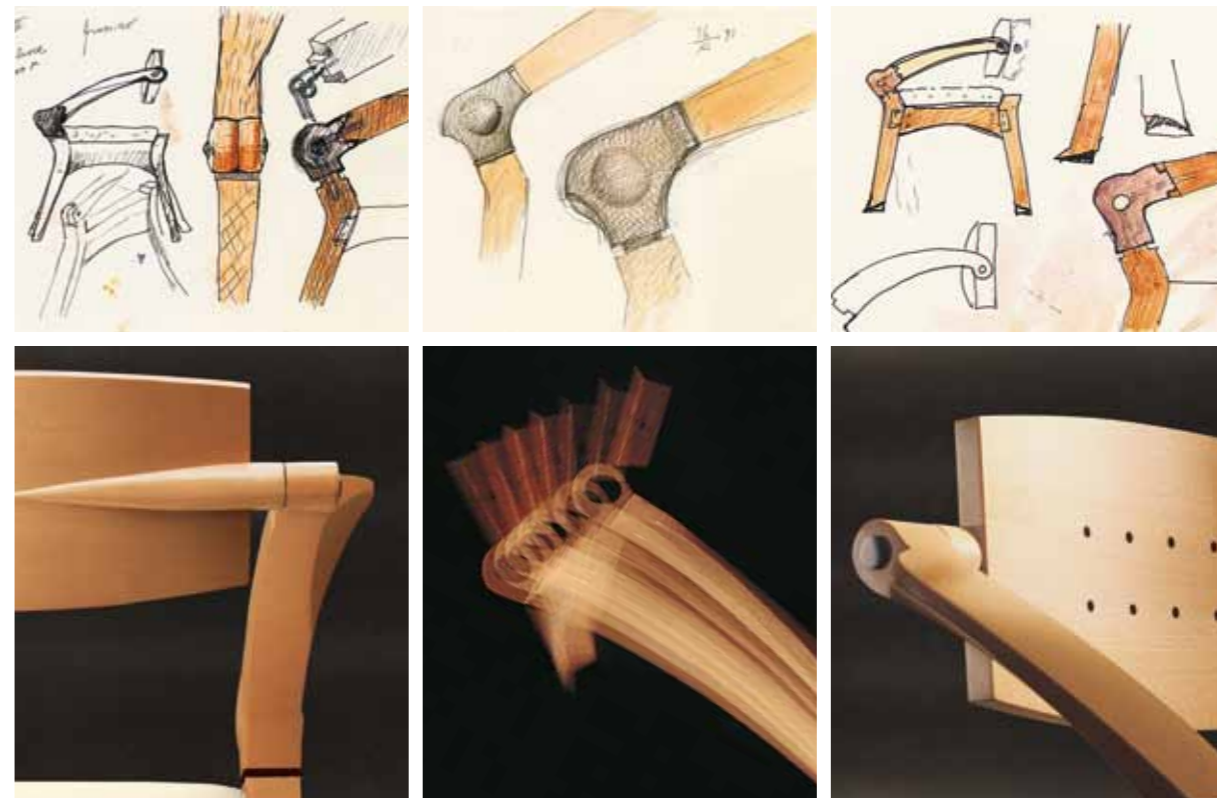
51361 Poltrona girevole in faggio con rotelle
Swivel armchair in beech wood with castors
cm 65,5 x 61 x h 80 ÷ 90
in 25 3/4 x 24 x h 31 1/2 ÷ 35 1/2



L'abilità del grande ebanista nasconde il segreto tecnologico. Nessun dettaglio è trascurato, ma affrontato con l'ossessiva ricerca di una perfezione estetica e strutturale. Una "macchina per sedersi" tesa al fine estremo delle comodità. Un oggetto con tre differenti e insospettabili punti di vista: imponente quello centrale/frontale, complesso e ricco di sfumature quello posteriore, aereo e antropomorfo quello laterale.

The ability of the skillful cabinet-maker hides the technological secret. Each and every detail was given maximum attention and no effort was spared to obtain esthetic and structural perfection. This "sitting machine" is designed to provide absolute comfort. It is an object which has three different and unsuspected points of view: directly from the front, it is very imposing; from the rear, it is complex and has a myriad of shadings; and from the side, it is light and anthropomorphous.

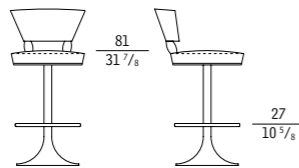
Massimo Scolari




TAURUS | Léon Krier 2003

> Sgabello girevole dal basamento in alluminio pressofuso lucido con un inserto in acero massiccio. La colonna ed il poggiapiedi sono in acciaio lucidato. La struttura dello schienale è in poliuretano compatto rigido e in poliuretano espanso flessibile schiumato a freddo. L'imbottitura del sedile è in poliuretano espanso schiumato a freddo. Il rivestimento è disponibile sia in tessuto che in pelle.

> Swivel bar stool with the base in polished cast aluminium with an insert in solid maple. The column and the foot-rest are in polished steel. The back frame is in compact rigid polyurethane and cold-foamed flexible polyurethane. The seat padding is in cold-foamed polyurethane. The upholstery is available both in fabric and in leather.

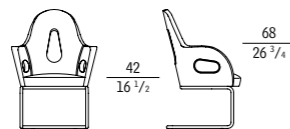
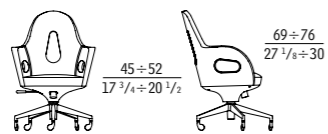


52114 Sgabello girevole
Swivel bar stool
cm 50 x 55 x h 107
in 19 5/8 x 21 5/8 x h 42 1/8



> Poltrona disponibile nelle versioni fissa o girevole, regolabile in altezza e dotata di basculante. La struttura dello schienale è in poliuretano espanso rigido strutturale ed in poliuretano espanso flessibile schiumato a freddo. Il sedile è in multistrato con imbottitura in poliuretano espanso a quote differenziate. Il rivestimento è solo in pelle non sfoderabile. Nella versione fissa, la base è in acciaio inox flessibile satinato; nella versione girevole, la base è in alluminio pressofuso con la finitura in nichel satinato. La struttura di raccordo tra la base ed il sedile è in poliuretano rigido strutturale verniciato ed è dotata di aperture per la leva di regolazione dell'altezza. Le ruote piroettanti sono verniciate in colore grigio e hanno inserti in gomma di colore dello stesso tono.

> *Armchair available in fixed or swivel versions, height and tilt are adjustable. The back frame is in structurally rigid polyurethane and in flexible cold-foamed polyurethane. The seat is in multi-layer with padding in multi-density polyurethane. The non-removable upholstery is available only in leather. In the fixed version, the base is in glazed flexible stainless steel; in the swivel version, the base is in dye cast aluminium with satin-finished nickel. The connection between the base and the seat is in varnished, structurally rigid polyurethane with openings for the lever used to adjust the height. Swivel castors varnished grey colour with grey rubber details.*



50000 Poltrona girevole
Swivel armchair
cm 71 x 65 x h 98 ÷ 105
in 28 x 25 1/2 x h 38 1/2 ÷ 41 3/8

50001 Poltrona fissa
Fixed armchair
cm 71 x 65 x h 96
in 28 x 25 1/2 x h 37 3/4







• —————
DIVANI
SOFAS

ASTOR | Antonello Mosca 2005

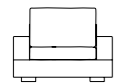
> Serie di divani fissi e componibili, completamente sfoderabili e dotati di poggiatesta. La struttura è in legno di faggio massiccio, multistrato di pioppo e listellare d'abette; l'imbottitura della struttura è in poliuretano espanso indeformabile a quote differenziate, rivestito di fibra. I cuscini del sedile sono in piuma con l'inserto in poliuretano espanso indeformabile; lo schienale ed il cuscinetto sono completamente in piuma. I piedini in legno di faggio massiccio sono lucidati neri opachi.



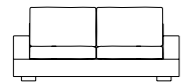
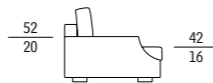
54

> Series of fixed and sectional sofas with removable upholstery and footstool. The frame is in solid beech wood, plywood in poplar and pinewood fillets. The frame is padded with non-deformable multi-density polyurethane, covered with fibre. The feather seat cushions have an insert in non-deformable polyurethane; the back and the cushion are in feather. The matt black polished feet are in solid beech wood.

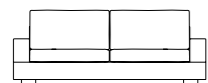




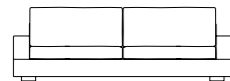
66010 Poltrona | *Armchair*
cm 110 x 110 x h 85 in $43\frac{3}{8}$ x $43\frac{3}{8}$ x h $33\frac{1}{2}$



66020 Divano | *Sofa*
cm 186 x 110 x h 85 in $73\frac{1}{4}$ x $43\frac{3}{8}$ x h $33\frac{1}{2}$



66030 Divano | *Sofa*
cm 216 x 110 x h 85 in 85 x $43\frac{3}{8}$ x h $33\frac{1}{2}$



66040 Divano | *Sofa*
cm 246 x 110 x h 85 in $96\frac{7}{8}$ x $43\frac{3}{8}$ x h $33\frac{1}{2}$



66085 Pouf | *Stool*
cm 90 x 85 x h 42 in $35\frac{3}{8}$ x $33\frac{1}{2}$ x h $16\frac{1}{2}$



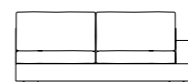
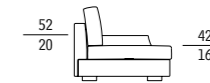
66050 Cuscino quadrato | *Square cushion*
cm 50 x 50 in $19\frac{3}{4}$ x $19\frac{3}{4}$



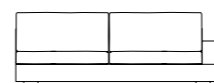
66055 Cuscino rettangolare | *Rectangular cushion*
cm 68 x 55 in $26\frac{3}{4}$ x $21\frac{3}{4}$



66021 Elemento bracciolo destro | *Element with right arm*
cm 168 x 110 x h 85 in $66\frac{1}{8}$ x $43\frac{3}{8}$ x h $33\frac{1}{2}$



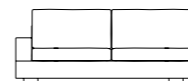
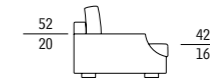
66031 Elemento bracciolo destro | *Element with right arm*
cm 198 x 110 x h 85 in 78 x $43\frac{3}{8}$ x h $33\frac{1}{2}$



66041 Elemento bracciolo destro | *Element with right arm*
cm 228 x 110 x h 85 in $89\frac{3}{4}$ x $43\frac{3}{8}$ x h $33\frac{1}{2}$



66022 Elemento bracciolo sinistro | *Element with left arm*
cm 168 x 110 x h 85 in $66\frac{1}{8}$ x $43\frac{3}{8}$ x h $33\frac{1}{2}$



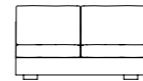
66032 Elemento bracciolo sinistro | *Element with left arm*
cm 198 x 110 x h 85 in 78 x $43\frac{3}{8}$ x h $33\frac{1}{2}$



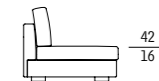
66042 Elemento bracciolo sinistro | *Element with left arm*
cm 228 x 110 x h 85 in $89\frac{3}{4}$ x $43\frac{3}{8}$ x h $33\frac{1}{2}$



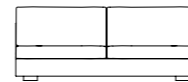
66060 Elemento angolare | *Corner element*
cm 110 x 110 x h 85 in $43\frac{3}{8}$ x $43\frac{3}{8}$ x h $33\frac{1}{2}$



66070 Elemento centrale | *Central element*
cm 150 x 110 x h 85 in 59 x $43\frac{3}{8}$ x h $33\frac{1}{2}$


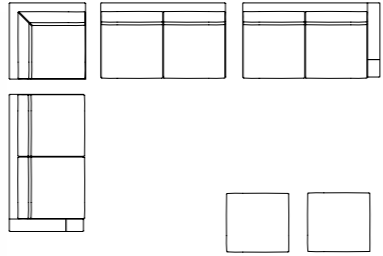



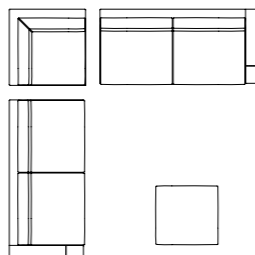
66075 Elemento centrale | *Central element*
cm 180 x 110 x h 85 in $70\frac{7}{8}$ x $43\frac{3}{8}$ x h $33\frac{1}{2}$


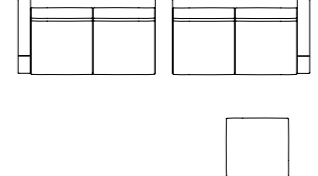



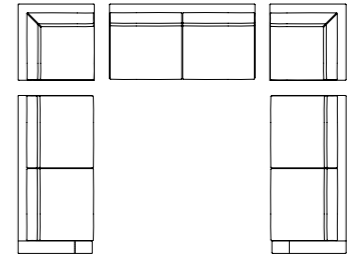
66080 Elemento centrale | *Central element*
cm 210 x 110 x h 85 in $82\frac{5}{8}$ x $43\frac{3}{8}$ x h $33\frac{1}{2}$



A1		ITEM NR.	QUANTITY
		66032	1
		66031	1
		66075	1
		66060	1
		66085	2
cm 488 x 308 x h 85 in 192 ¹ / ₄ x 121 ¹ / ₄ x h 33 ³ / ₈			

A2		ITEM NR.	QUANTITY
		66041	1
		66042	1
		66060	1
		66085	1
		cm 338 x 338 x h 85 in 133 x 133 x h 33 ³ / ₈	

A3		ITEM NR.	QUANTITY		
		66032	1		
		66031	1		
		66085	1		
		cm 396 x 110 x h 85 in 156 x 43 ³ / ₈ x h 33 ³ / ₈			

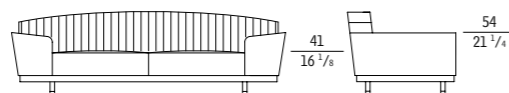
A4		ITEM NR.	QUANTITY
		66041	1
		66042	1
		66060	2
		66080	1
		cm 430 x 338 x h 85 in 169 ¹ / ₄ x 133 x h 33 ³ / ₈	

> Serie di divani con la struttura in massiccio di faggio, multistrato di pioppo e listellare superleggero. Il sedile è dotato di cinghie elastiche; l'imbottitura del sedile, dello schienale e dei braccioli è in poliuretano espanso a quote differenziate, rivestito in fibra di poliestere. I piedi sono rivestiti in tessuto o pelle e dispongono di puntali in metallo bronzato satinato. Il rivestimento, in tessuto o pelle non sfoderabile, si caratterizza per una particolare trapuntatura a doghe sulla parte interna dello schienale e dei braccioli.

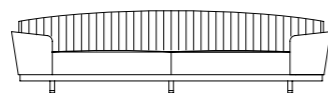
- Il pouf ha una struttura in massiccio di faggio e multistrato di pioppo. L'imbottitura è in poliuretano espanso a quote differenziate rivestito in fibra di poliestere. I piedi sono rivestiti in tessuto o pelle, con i puntali in metallo bronzato satinato. Il rivestimento è in tessuto o pelle, non sfoderabile.

> Series of sofas with the structure in solid beech wood, multi-layer poplar and super-light plywood. The seat has elastic straps; seat, backrest and arms paddings are in multi-density expanded polyurethane, covered with polyester fibre. The feet are covered with fabric or leather and have satin-finished bronze metal tips. The covering, in non-removable fabric or leather, is characterised by a special stripes quilting on the inside of the back and armrests.

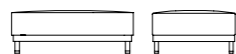
- The structure of the stool is in solid beech wood and multi-layer poplar. The padding is in multi-density expanded polyurethane, covered with polyester fibre. The feet are covered with fabric or leather, with satin-finished bronze metal tips. The covering is in non-removable fabric or leather.



61100 Divano | Sofa
cm 244 x 93 x h 75
in 96 x 36 ⁵/₈ x h 29 ¹/₂



61110 Divano | Sofa
cm 284 x 93 x h 75
in 111 ³/₄ x 36 ⁵/₈ x h 29 ¹/₂



61120 Pouf | Stool
cm 105 x 85 x h 44
in 41 ³/₈ x 33 ¹/₂ x h 17 ³/₈





MAHARAJA | Antonello Mosca 2010

> Serie di poltrone e divani profondi 105 cm completamente sfoderabili disponibili in tre versioni: tutto tessuto, tutto pelle oppure tessuto/pelle che comporta la struttura in tessuto, i profili in pelle e i cuscinotti schienale e rullo in tessuto/pelle. La struttura del basamento è in metallo verniciato nero opaco. La struttura degli schienali e dei braccioli è in faggio massiccio. I cuscini del sedile e dello schienale sono in poliuretano espanso a quote differenziate, rivestiti in fibra, i cuscinotti dello schienale sono completamente in piuma e i cuscini a rullo in poliuretano espanso rivestito in fibra.

I piedini sono in metallo verniciato nero e dispongono di un adattatore per alzare il divano di 4 cm.

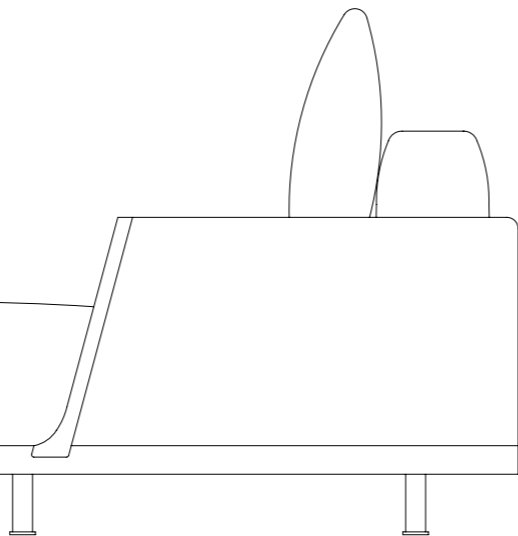
- Il pouf ha una struttura in faggio massiccio. L'imbottitura è in poliuretano espanso a quote differenziate rivestito in fibra. I piedini sono in metallo verniciato nero. Il rivestimento, in tessuto o pelle, è completamente sfoderabile.

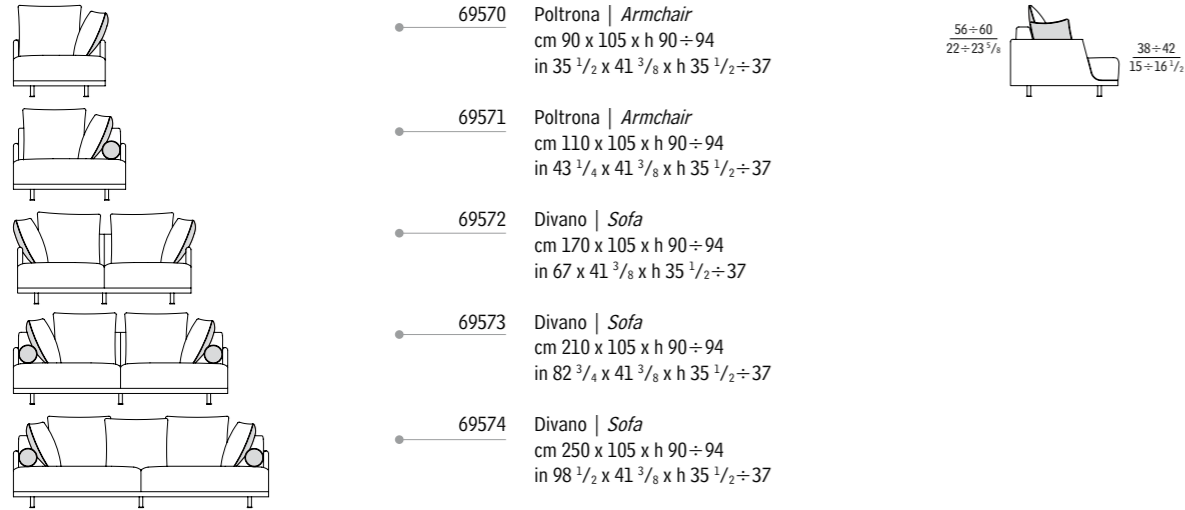
> Series of armchairs and sofas with 105 cm depth, with removable upholstery available in three versions: completely in fabric, completely in leather or fabric/leather which includes the frame in fabric, the piping in leather, the backrest and the roll cushions in fabric/leather. The base frame is finished in matt black painted metal. The back and the arms are in solid beech wood. The seat and backrest cushions are in multi-density polyurethane, covered with fibre, the backrest big cushions fillings are completely in feather and the roll cushions are in expanded polyurethane, covered with fibre. The black painted metal feet have a raising device of 4 cm.

- The stool has a frame in solid beech wood. The padding is in multi-density polyurethane, covered with fibre. The feet are finished in black painted metal. The removable upholstery is available in fabric or leather.

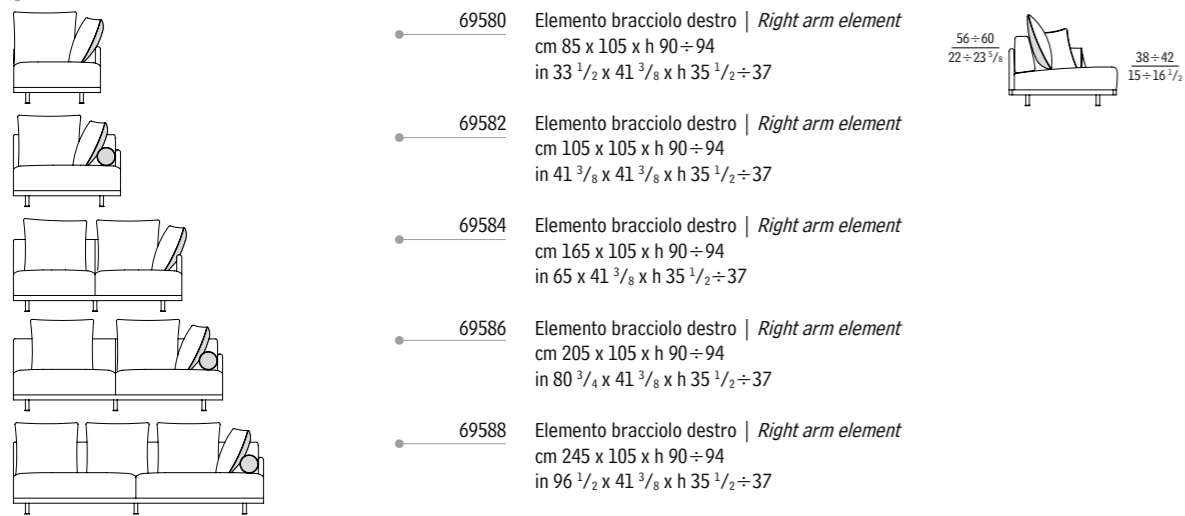
La rivisitazione di Maharaja ha dato vita a una serie di divani, poltrone e pouf dal rivestimento completamente sfoderabile, disponibile in tessuto o pelle che si impreziosisce attraverso l'impiego di cuscini. I cuscinotti dello schienale presentano un rivestimento particolarmente originale che esibisce materiali diversi, il tessuto da una parte e la pelle dall'altra. Lo stesso vale per i cuscini a rullo che soddisfano i canoni estetici e realizzano la funzionalità prestandosi come confortevoli braccioli.

The new approach to Maharaja has given life to a line of sofas, armchairs and stool with removable covers, available in fabric, leather, or fabric/leather which are made more stylish by the use of cushions. The back cushions have a particularly unique covering which is available also with diverse materials, fabric on one side and leather on the other. The same goes for the cylinder-shaped cushions which are aesthetically pleasing and also functional as armrests.

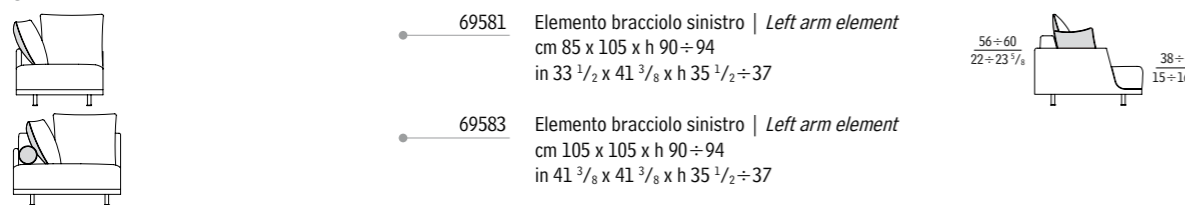




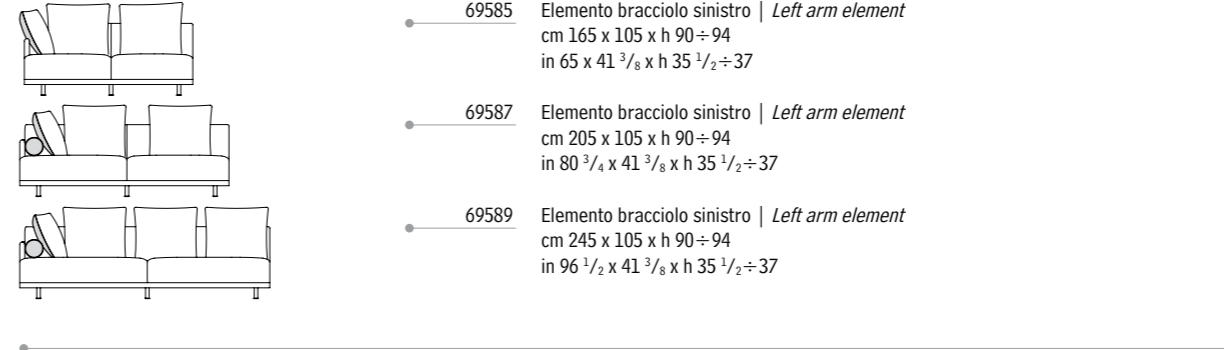
- 69570 Poltrona | *Armchair*
cm 90 x 105 x h 90 ÷ 94
in 35 1/2 x 41 3/8 x h 35 1/2 ÷ 37
- 69571 Poltrona | *Armchair*
cm 110 x 105 x h 90 ÷ 94
in 43 1/4 x 41 3/8 x h 35 1/2 ÷ 37
- 69572 Divano | *Sofa*
cm 170 x 105 x h 90 ÷ 94
in 67 x 41 3/8 x h 35 1/2 ÷ 37
- 69573 Divano | *Sofa*
cm 210 x 105 x h 90 ÷ 94
in 82 3/4 x 41 3/8 x h 35 1/2 ÷ 37
- 69574 Divano | *Sofa*
cm 250 x 105 x h 90 ÷ 94
in 98 1/2 x 41 3/8 x h 35 1/2 ÷ 37



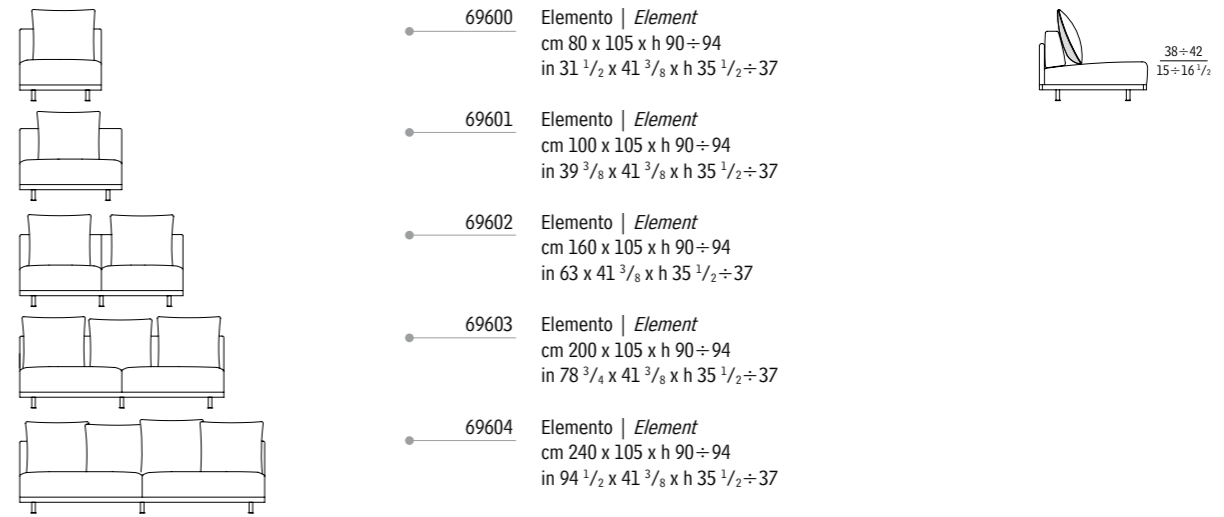
- 69580 Elemento bracciolo destro | *Right arm element*
cm 85 x 105 x h 90 ÷ 94
in 33 1/2 x 41 3/8 x h 35 1/2 ÷ 37
- 69582 Elemento bracciolo destro | *Right arm element*
cm 105 x 105 x h 90 ÷ 94
in 41 3/8 x 41 3/8 x h 35 1/2 ÷ 37
- 69584 Elemento bracciolo destro | *Right arm element*
cm 165 x 105 x h 90 ÷ 94
in 65 x 41 3/8 x h 35 1/2 ÷ 37
- 69586 Elemento bracciolo destro | *Right arm element*
cm 205 x 105 x h 90 ÷ 94
in 80 3/4 x 41 3/8 x h 35 1/2 ÷ 37
- 69588 Elemento bracciolo destro | *Right arm element*
cm 245 x 105 x h 90 ÷ 94
in 96 1/2 x 41 3/8 x h 35 1/2 ÷ 37



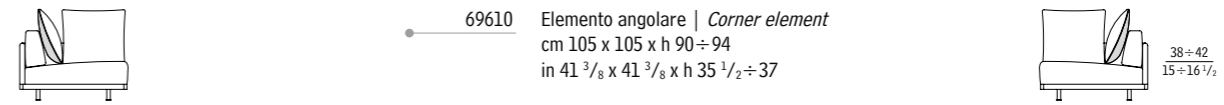
- 69581 Elemento bracciolo sinistro | *Left arm element*
cm 85 x 105 x h 90 ÷ 94
in 33 1/2 x 41 3/8 x h 35 1/2 ÷ 37
- 69583 Elemento bracciolo sinistro | *Left arm element*
cm 105 x 105 x h 90 ÷ 94
in 41 3/8 x 41 3/8 x h 35 1/2 ÷ 37



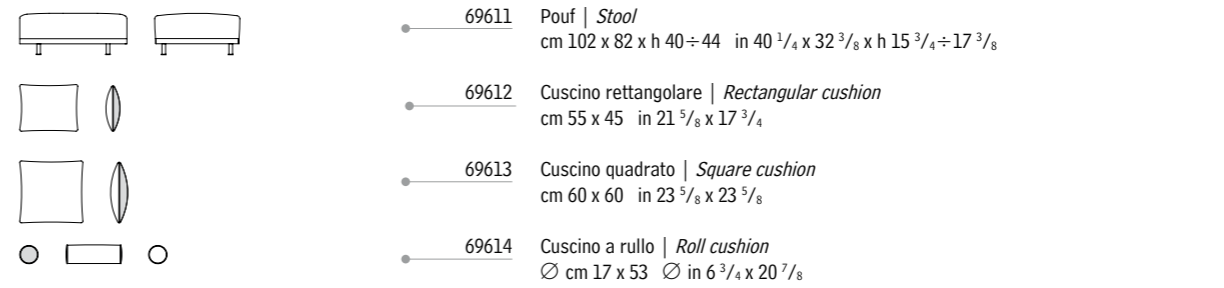
- 69585 Elemento bracciolo sinistro | *Left arm element*
cm 165 x 105 x h 90 ÷ 94
in 65 x 41 3/8 x h 35 1/2 ÷ 37
- 69587 Elemento bracciolo sinistro | *Left arm element*
cm 205 x 105 x h 90 ÷ 94
in 80 3/4 x 41 3/8 x h 35 1/2 ÷ 37
- 69589 Elemento bracciolo sinistro | *Left arm element*
cm 245 x 105 x h 90 ÷ 94
in 96 1/2 x 41 3/8 x h 35 1/2 ÷ 37



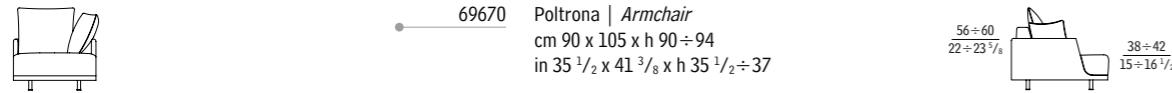
- 69600 Elemento | *Element*
cm 80 x 105 x h 90 ÷ 94
in 31 1/2 x 41 3/8 x h 35 1/2 ÷ 37
- 69601 Elemento | *Element*
cm 100 x 105 x h 90 ÷ 94
in 39 3/8 x 41 3/8 x h 35 1/2 ÷ 37
- 69602 Elemento | *Element*
cm 160 x 105 x h 90 ÷ 94
in 63 x 41 3/8 x h 35 1/2 ÷ 37
- 69603 Elemento | *Element*
cm 200 x 105 x h 90 ÷ 94
in 78 3/4 x 41 3/8 x h 35 1/2 ÷ 37
- 69604 Elemento | *Element*
cm 240 x 105 x h 90 ÷ 94
in 94 1/2 x 41 3/8 x h 35 1/2 ÷ 37



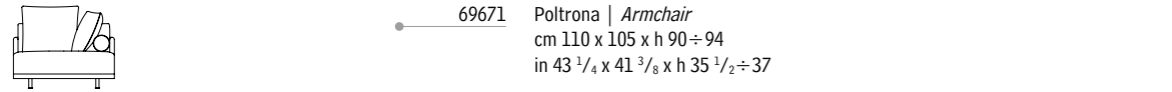
- 69610 Elemento angolare | *Corner element*
cm 105 x 105 x h 90 ÷ 94
in 41 3/8 x 41 3/8 x h 35 1/2 ÷ 37



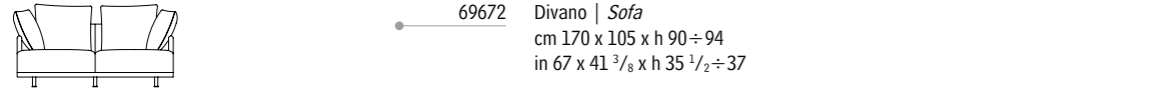
- 69611 Pouf | *Stool*
cm 102 x 82 x h 40 ÷ 44 in 40 1/4 x 32 3/8 x h 15 3/4 ÷ 17 3/8
- 69612 Cuscino rettangolare | *Rectangular cushion*
cm 55 x 45 in 21 5/8 x 17 3/4
- 69613 Cuscino quadrato | *Square cushion*
cm 60 x 60 in 23 5/8 x 23 5/8
- 69614 Cuscino a rullo | *Roll cushion*
Ø cm 17 x 53 Ø in 6 3/4 x 20 7/8



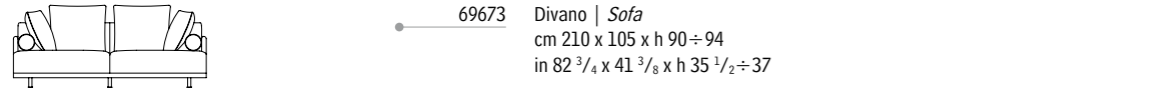
69670 Poltrona | *Armchair*
cm 90 x 105 x h 90 ÷ 94
in 35 1/2 x 41 3/8 x h 35 1/2 ÷ 37



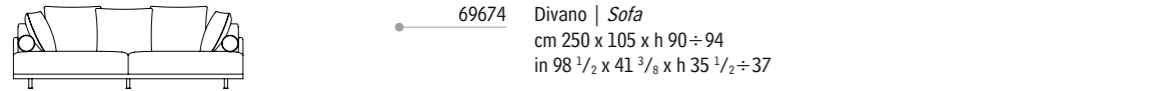
69671 Poltrona | *Armchair*
cm 110 x 105 x h 90 ÷ 94
in 43 1/4 x 41 3/8 x h 35 1/2 ÷ 37



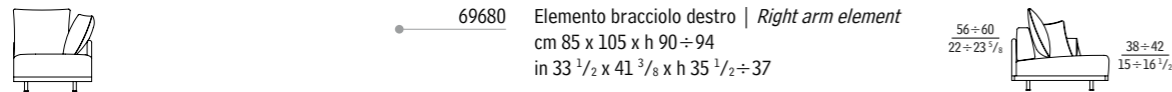
69672 Divano | *Sofa*
cm 170 x 105 x h 90 ÷ 94
in 67 x 41 3/8 x h 35 1/2 ÷ 37



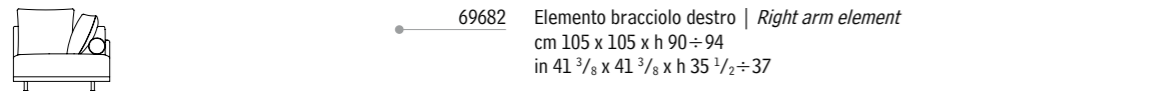
69673 Divano | *Sofa*
cm 210 x 105 x h 90 ÷ 94
in 82 3/4 x 41 3/8 x h 35 1/2 ÷ 37



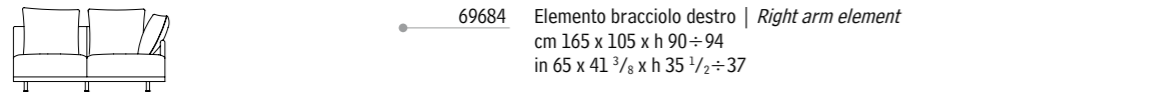
69674 Divano | *Sofa*
cm 250 x 105 x h 90 ÷ 94
in 98 1/2 x 41 3/8 x h 35 1/2 ÷ 37



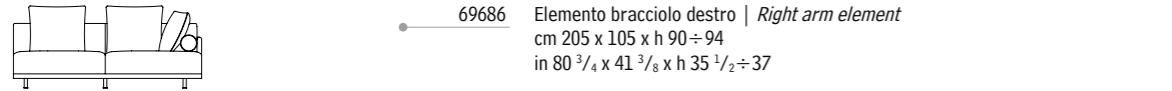
69680 Elemento bracciolo destro | *Right arm element*
cm 85 x 105 x h 90 ÷ 94
in 33 1/2 x 41 3/8 x h 35 1/2 ÷ 37



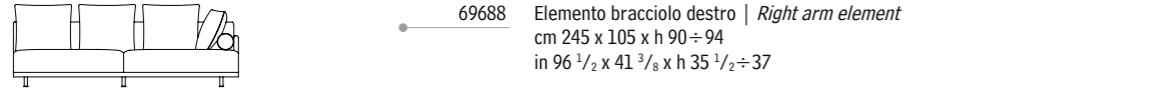
69682 Elemento bracciolo destro | *Right arm element*
cm 105 x 105 x h 90 ÷ 94
in 41 3/8 x 41 3/8 x h 35 1/2 ÷ 37



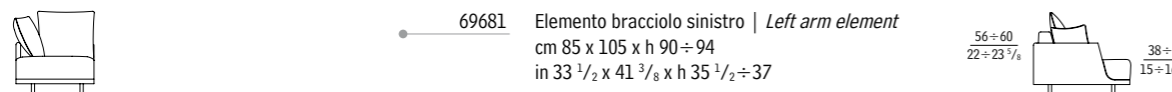
69684 Elemento bracciolo destro | *Right arm element*
cm 165 x 105 x h 90 ÷ 94
in 65 x 41 3/8 x h 35 1/2 ÷ 37



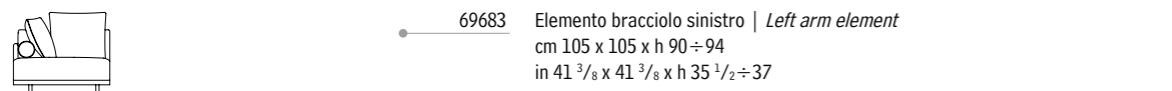
69686 Elemento bracciolo destro | *Right arm element*
cm 205 x 105 x h 90 ÷ 94
in 80 3/4 x 41 3/8 x h 35 1/2 ÷ 37



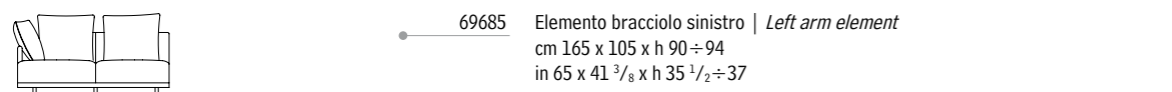
69688 Elemento bracciolo destro | *Right arm element*
cm 245 x 105 x h 90 ÷ 94
in 96 1/2 x 41 3/8 x h 35 1/2 ÷ 37



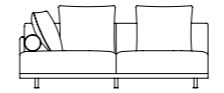
69681 Elemento bracciolo sinistro | *Left arm element*
cm 85 x 105 x h 90 ÷ 94
in 33 1/2 x 41 3/8 x h 35 1/2 ÷ 37



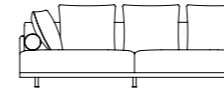
69683 Elemento bracciolo sinistro | *Left arm element*
cm 105 x 105 x h 90 ÷ 94
in 41 3/8 x 41 3/8 x h 35 1/2 ÷ 37



69685 Elemento bracciolo sinistro | *Left arm element*
cm 165 x 105 x h 90 ÷ 94
in 65 x 41 3/8 x h 35 1/2 ÷ 37



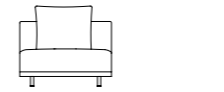
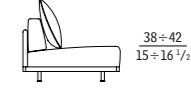
69687 Elemento bracciolo sinistro | *Left arm element*
cm 205 x 105 x h 90 ÷ 94
in 80 3/4 x 41 3/8 x h 35 1/2 ÷ 37




69689 Elemento bracciolo sinistro | *Left arm element*
cm 245 x 105 x h 90 ÷ 94
in 96 1/2 x 41 3/8 x h 35 1/2 ÷ 37



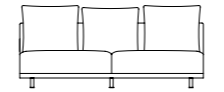
69700 Elemento | *Element*
cm 80 x 105 x h 90 ÷ 94
in 31 1/2 x 41 3/8 x h 35 1/2 ÷ 37



69701 Elemento | *Element*
cm 100 x 105 x h 90 ÷ 94
in 39 3/8 x 41 3/8 x h 35 1/2 ÷ 37



69702 Elemento | *Element*
cm 160 x 105 x h 90 ÷ 94
in 63 x 41 3/8 x h 35 1/2 ÷ 37



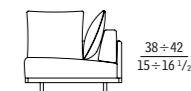
69703 Elemento | *Element*
cm 200 x 105 x h 90 ÷ 94
in 78 3/4 x 41 3/8 x h 35 1/2 ÷ 37



69704 Elemento | *Element*
cm 240 x 105 x h 90 ÷ 94
in 94 1/2 x 41 3/8 x h 35 1/2 ÷ 37



69710 Elemento angolare
Corner element
cm 105 x 105 x h 90 ÷ 94
in 41 3/8 x 41 3/8 x h 35 1/2 ÷ 37



69711 Pouf | *Stool*
cm 102 x 82 x h 40 ÷ 44
in 40 1/4 x 32 3/8 x h 15 3/4 ÷ 17 3/8



69712 Cuscino rettangolare | *Rectangular cushion*
cm 55 x 45 in 21 5/8 x 17 3/4



69713 Cuscino quadrato | *Square cushion*
cm 60 x 60 in 23 5/8 x 23 5/8



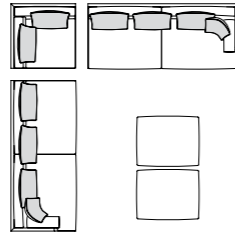
69714 Cuscino a rullo | *Roll cushion*
∅ cm 17 x 53 ∅ in 6 3/4 x 20 7/8





M5

ITEM NR. QUANTITY



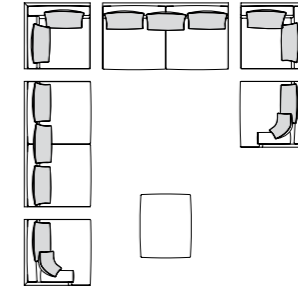
69610	1
69588	1
69589	1
69611	2



cm 350 x 350 x h 90 ÷ 94
in 137 ³/₄ x 137 ³/₄ x h 35 ¹/₂ ÷ 37

M7

ITEM NR. QUANTITY



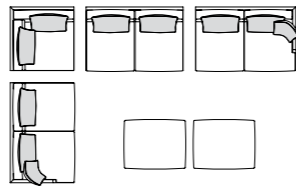
69610	2
69603	2
69583	1
69582	1
69611	1



cm 410 x 410 x h 90 ÷ 94
in 161 ³/₈ x 161 ³/₈ x h 35 ¹/₂ ÷ 37

M6

ITEM NR. QUANTITY



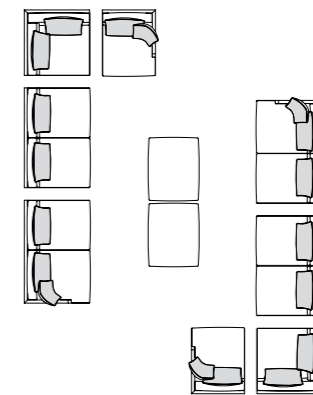
69610	1
69602	1
69584	1
69585	1
69611	2



cm 430 x 270 x h 90 ÷ 94
in 169 ¹/₄ x 106 ¹/₄ x h 35 ¹/₂ ÷ 37

M8

ITEM NR. QUANTITY



69610	2
69580	2
69602	2
69585	2
69611	2

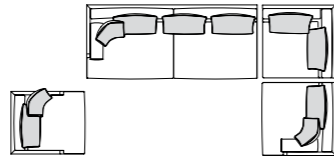


cm 460 x 535 x h 90 ÷ 94
in 181 ¹/₄ x 210 ³/₈ x h 35 ¹/₂ ÷ 37



M9

ITEM NR. QUANTITY



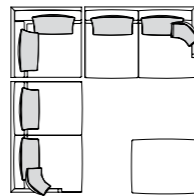
69610	1
69589	1
69570	1
69582	1



cm 455 x 210 x h 90 ÷ 94
in 179 1/2 x 82 3/4 x h 35 1/2 ÷ 37

M10

ITEM NR. QUANTITY



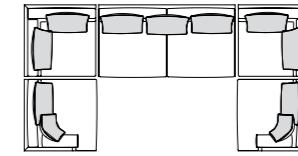
69610	1
69584	1
69585	1
69611	1



cm 270 x 270 x h 90 ÷ 94
in 106 3/8 x 106 3/8 x h 35 1/2 ÷ 37

M11

ITEM NR. QUANTITY



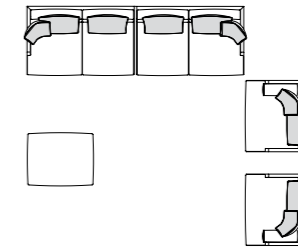
69610	2
69603	1
69583	1
69582	1



cm 410 x 210 x h 90 ÷ 94
in 161 1/2 x 82 3/4 x h 35 1/2 ÷ 37

M12

ITEM NR. QUANTITY



69585	1
69584	1
69571	2
69611	1

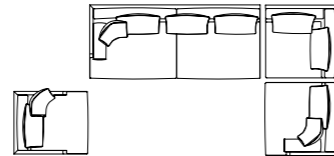


cm 432 x 360 x h 90 ÷ 94
in 170 1/4 x 142 1/4 x h 35 1/2 ÷ 37



M13

ITEM NR. QUANTITY



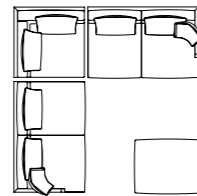
69710	1
69689	1
69670	1
69682	1



cm 455 x 210 x h 90 ÷ 94
in 179 1/2 x 82 3/4 x h 35 1/2 ÷ 37

M14

ITEM NR. QUANTITY



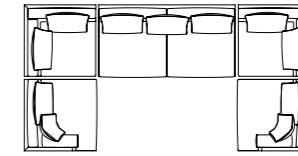
69710	1
69684	1
69685	1
69711	1



cm 270 x 270 x h 90 ÷ 94
in 106 3/8 x 106 3/8 x h 35 1/2 ÷ 37

M15

ITEM NR. QUANTITY



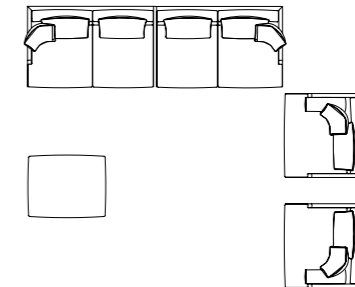
69710	2
69703	1
69683	1
69682	1



cm 410 x 210 x h 90 ÷ 94
in 161 1/2 x 82 3/4 x h 35 1/2 ÷ 37

M16

ITEM NR. QUANTITY



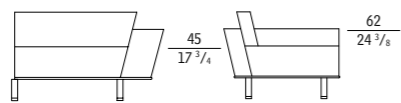
69685	1
69684	1
69671	2
69711	1



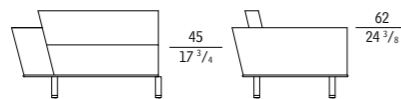
cm 432 x 360 x h 90 ÷ 94
in 170 1/4 x 142 1/4 x h 35 1/2 ÷ 37

> Serie di elementi imbottiti dritti ed inclinati, accostabili e completamente sfoderabili. La struttura è in massiccio di faggio lucidato. L'imbottitura della struttura è in poliuretano espanso indeformabile a quote differenziate, rivestito in fibra. I cuscini del sedile e lo schienale hanno la stessa imbottitura ed i materassini sono in piuma. I piedi, in massiccio di faggio lucidato, sono dotati di puntali in alluminio satinato verniciato protetto. Il rivestimento, in tessuto o pelle, è completamente sfoderabile. I tipi di cucitura possono variare in funzione dei tessuti utilizzati, come ad esempio i velluti.

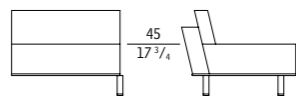
> Series of padded, straight and inclined matching elements, with totally removable covers. The structure is in solid polished beech wood. The padding, in non-deformable multi-density polyurethane foam, is covered in fibre. The seat cushions and the backrest have the same padding and the mattress cushions are in feather. The feet are in solid polished beech wood, with tips in glazed aluminium with protective varnish. The textile or leather covering is completely removable. The type of stitching can vary according to the type of material used, velvet for instance.



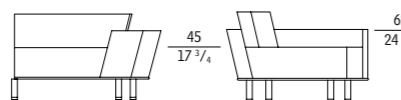
68070 Elemento dritto destro
Right hand straight element
cm 130 x 102 x h 77
in 51 1/8 x 40 1/8 x h 30 3/8



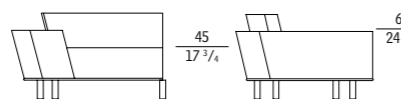
68071 Elemento dritto sinistro
Left hand straight element
cm 130 x 102 x h 77
in 51 1/8 x 40 1/8 x h 30 3/8



68072 Elemento centrale
Central element
cm 97 x 102 x h 77
in 38 1/8 x 40 1/8 x h 30 3/8




68080 Elemento inclinato destro
Right hand inclined element
cm 136 x 121 x h 77
in 53 1/2 x 47 1/2 x h 30 3/8



68081 Elemento inclinato sinistro
Left hand inclined element
cm 136 x 121 x h 77
in 53 1/2 x 47 1/2 x h 30 3/8




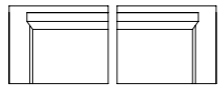
68088 Cuscino quadrato
Square cushion
cm 43 x 43
in 17 x 17




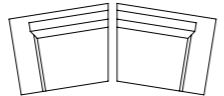





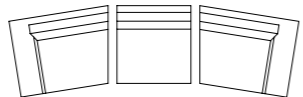
RE1

	ITEM NR.	QUANTITY
		68071 1 68070 1
cm 260 x 102 x h 77 in 102 ³ / ₈ x 40 ¹ / ₈ x h 30 ³ / ₈		



RE2

	ITEM NR.	QUANTITY
		68081 1 68080 1
cm 269 x 121 x h 77 in 105 ³ / ₄ x 47 ¹ / ₂ x h 30 ³ / ₈		


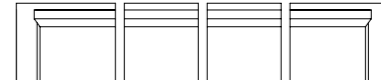
RE3

	ITEM NR.	QUANTITY
		68081 1 68080 1 68072 1
cm 366 x 121 x h 77 in 144 x 47 ¹ / ₂ x h 30 ³ / ₈		


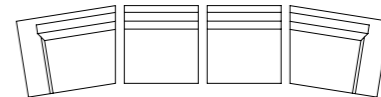
RE4

	ITEM NR.	QUANTITY
		68071 1 68070 1 68072 1
cm 357 x 102 x h 77 in 140 ¹ / ₂ x 40 ¹ / ₈ x h 30 ³ / ₈		

RE5

	ITEM NR.	QUANTITY
		68071 1 68070 1 68072 2
cm 454 x 102 x h 77 in 178 ³ / ₄ x 40 ¹ / ₈ x h 30 ³ / ₈		

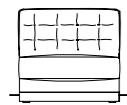
RE6

	ITEM NR.	QUANTITY
		68081 1 68080 1 68072 2
cm 463 x 121 x h 77 in 182 ¹ / ₈ x 47 ¹ / ₂ x h 30 ³ / ₈		

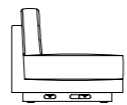
> Divano componibile completamente sfoderabile con i braccioli rettangolari o quadrati, imbottiti o in legno di noce nazionale lucidato naturale o tinto scuro. La struttura interna della seduta e dello schienale è in faggio massiccio. L'imbottitura dei cuscini dei sedili e gli schienali sono in piuma con l'inserito in poliuretano espanso indeformabile a quote differenziate. Il cuscino dello schienale ha una lavorazione *capitonné* con l'innovativa caratteristica della completa sfoderabilità. La struttura dei braccioli imbottiti, rettangolari o quadrati, è in multistrato di pioppo con l'imbottitura in poliuretano espanso indeformabile rivestito in fibra. Il cuscino è in piuma. Il bracciolo rettangolare, imbottito o in noce nazionale, è utilizzato solo in applicazione alla seduta. Il bracciolo quadrato imbottito può assumere le vesti di pouf mentre il bracciolo quadrato in noce nazionale può essere impiegato come tavolino. Per agganciarlo, è necessario il montaggio di uno zoccolo che consente di portare il bracciolo alla stessa altezza della seduta. Il bracciolo in legno, rettangolare e quadrato, è impiallacciato con i bordi in massiccio di noce nazionale lucidato naturale o tinto scuro. Lo zoccolo è in laminato nero opaco ed è dotato di sistemi di aggancio per unire la struttura del divano ai vari tipi di braccioli. Il rivestimento, in tessuto o pelle, è completamente sfoderabile. Il divano permette di creare molteplici possibilità di composizione.

> *Sectional sofa with totally removable covers with rectangular or square arm rests, padded or in natural polished or dark painted Italian walnut. The internal structure of the seat and of the backrest is in solid beech wood. The cushion filling and the backrest are in feather with the inset in multi-density, non-deformable polyurethane foam. The backrest cushion has a capitonné effect with the innovative plus of having completely removable covers. The structure of the padded, rectangular and square armrests is in multilayer poplar wood with the padding in non-deformable polyurethane foam, covered in fibre. The cushions are in feather. The rectangular armrest, padded or in Italian walnut, can only be used hooked onto the seat, whereas the square armrest, can be used as a stool when padded and as a small table when in Italian walnut. A plinth must be added to bring it to the same level as the seat. The wooden, rectangular and square armrest is veneered and the edges are in solid, natural polished or dark painted Italian walnut. The plinth is in matt black laminate with inserted hooking systems to connect the structure of the sofa to the various types of armrests. The textile and leather coverings can be removed completely. The sofa offers various composition possibilities.*

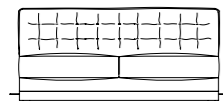




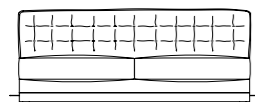
68155 Elemento
Element
cm 88 x 101 x h 82 in $34\frac{5}{8}$ x $39\frac{3}{4}$ x h $32\frac{1}{4}$



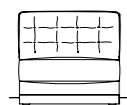
$\frac{43}{16\frac{7}{8}}$



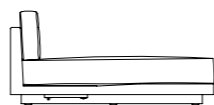
68050 Elemento
Element
cm 176 x 101 x h 82 in $69\frac{3}{8}$ x $39\frac{3}{4}$ x h $32\frac{1}{4}$




68150 Elemento
Element
cm 206 x 101 x h 82 in $81\frac{1}{8}$ x $39\frac{3}{4}$ x h $32\frac{1}{4}$



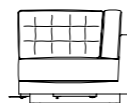
68160 Chaise longue
Chaise longue
cm 88 x 180 x h 82 in $34\frac{5}{8}$ x $70\frac{7}{8}$ x h $32\frac{1}{4}$




$\frac{43}{16\frac{7}{8}}$



68170 Angolo
Corner
cm 101 x 101 x h 82 in $39\frac{3}{4}$ x $39\frac{3}{4}$ x h $32\frac{1}{4}$



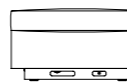
$\frac{43}{16\frac{7}{8}}$



68053 Bracciolo imbottito quadrato
Square padded armrest
cm 101 x 101 x h 52 in $39\frac{3}{4}$ x $39\frac{3}{4}$ x h $20\frac{1}{2}$



68051 Bracciolo imbottito rettangolare destro
Right hand padded rectangular armrest
cm 42 x 101 x h 52 in $16\frac{1}{2}$ x $39\frac{3}{4}$ x h $20\frac{1}{2}$



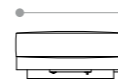
68052 Bracciolo imbottito rettangolare sinistro
Left hand padded rectangular armrest
cm 42 x 101 x h 52 in $16\frac{1}{2}$ x $39\frac{3}{4}$ x h $20\frac{1}{2}$



68054 Bracciolo in noce rettangolare
Rectangular armrest in walnut
cm 42 x 101 x h 46 in $16\frac{1}{2}$ x $39\frac{3}{4}$ x h $18\frac{1}{8}$



68055 Bracciolo/tavolino in noce quadrato
Square armrest/low table in walnut
cm 101 x 101 x h 38 in $39\frac{3}{4}$ x $39\frac{3}{4}$ x h 15
altezza versione bracciolo cm 46 in $18\frac{1}{8}$
height of armrest version cm 46 in $18\frac{1}{8}$




68165 Pouf
Stool
cm 101 x 101 x h 43 in $39\frac{3}{4}$ x $39\frac{3}{4}$ x h $16\frac{7}{8}$



68060 Cuscino rettangolare
Rectangular cushion
cm 65 x 45 in $25\frac{5}{8}$ x $17\frac{3}{4}$



68065 Vassoio in marmo bianco calacatta
Tray in white calacatta marble
cm 40 x 40 x h 1,8 in $15\frac{3}{4}$ x $15\frac{3}{4}$ x h $0\frac{1}{2}$



68069 Zoccolo per tavolino in noce 68055
quando diventa bracciolo
*Plinth for low table in walnut 68055
for armrest version*
cm 79 x 79 x h 8 in $31\frac{1}{8}$ x $31\frac{1}{8}$ x $3\frac{1}{8}$





R01

ITEM NR.	QUANTITY
68054	2
68160	1
68150	1

cm 378 x 180 x h 82
in 148 ³/₄ x 70 ³/₄ x h 32 ¹/₄

R02

ITEM NR.	QUANTITY
68050	2
68055	1
68069	1
68065	1
68051	1
68052	1
68165	2

cm 319 x 319 x h 82
in 125 ⁵/₈ x 125 ⁵/₈ x h 32 ¹/₄

R03

ITEM NR.	QUANTITY
68050	2
68053	2
68051	1
68055	2
68065	2

cm 378 x 319 x h 82
in 148 ³/₄ x 125 ⁵/₈ x h 32 ¹/₄

R04

ITEM NR.	QUANTITY
68050	2
68053	2
68051	1
68054	1
68065	1
68165	2

cm 420 x 319 x h 82
in 165 ³/₈ x 125 ⁵/₈ x h 32 ¹/₄

R05

ITEM NR.	QUANTITY
68054	1
68160	1
68150	1
68170	1
68050	1
68155	1
68051	1

cm 437 x 407 x h 82
in 172 x 160 ¹/₄ x h 32 ¹/₄

R06


ITEM NR.	QUANTITY
68054	1
68160	1
68155	1
68050	1
68170	1
68150	1
68053	1
























cm 495 x 408 x h 82
in 194 ³/₄ x 160 ⁵/₈ x h 32 ¹/₄






















WALLY | Antonello Mosca 2005

> Serie di poltrone e di divani fissi e componibili, con una profondità di 107 cm e con la struttura del basamento in metallo verniciato nero opaco, con pouf. La struttura degli schienali e dei braccioli è in listellare superleggero, con l'imbottitura in fibra. Il fondo del sedile è in poliuretano espanso a quote differenziate, rivestito di fibra. Il cuscino del sedile è in piuma con l'insero in poliuretano espanso; il cuscino dello schienale ed i cuscinotti sono in piuma. I piedini in metallo, di color nero opaco, sono dotati di un adattatore per alzare il divano di 4 cm. Il profilo del bracciolo è in massiccio di faggio, rivestito di pelle. Il rivestimento trapuntato, in tessuto o pelle, è completamente sfoderabile.

> Series of 107 cm deep armchairs and fixed and sectional sofas, with the base frame in matt black painted metal and with stool. The back and the arms frame is in ultralight planked wood, padded with fibre. The multi-density polyurethane seat bottom is covered with fibre. The feather seat cushion has a polyurethane inset; the back cushion and the cushions are in feather. The matt black painted metal feet have a device to raise the sofa by 4 cm. The arm profile is in solid beech wood, covered with leather. The quilted upholstery is removable and available either in fabric or leather.



	66300	Poltrona solo struttura esterna <i>Armchair only external frame</i> cm 90 x 107 x h 93 ÷ 97 in 35 1/2 x 42 1/8 x h 36 5/8 ÷ 38 1/4	66300 + 66301		$\frac{56 \div 60}{22 \div 23 \frac{3}{8}}$		$\frac{40 \div 44}{15 \frac{3}{4} \div 17 \frac{3}{8}}$
	66301	Imbottitura interna <i>Internal padding</i>					
	66310	Divano solo struttura esterna <i>Sofa only external frame</i> cm 110 x 107 x h 93 ÷ 97 in 43 1/4 x 42 1/8 x h 36 5/8 ÷ 38 1/4	66310 + 66311				
	66311	Imbottitura interna <i>Internal padding</i>					
	66320	Divano solo struttura esterna <i>Sofa only external frame</i> cm 170 x 107 x h 93 ÷ 97 in 67 x 42 1/8 x h 36 5/8 ÷ 38 1/4	66320 + 66321				
	66321	Imbottitura interna <i>Internal padding</i>					
	66330	Divano solo struttura esterna <i>Sofa only external frame</i> cm 210 x 107 x h 93 ÷ 97 in 82 3/4 x 42 1/8 x h 36 5/8 ÷ 38 1/4	66330 + 66331				
	66331	Imbottitura interna <i>Internal padding</i>					
	66340	Divano solo struttura esterna <i>Sofa only external frame</i> cm 250 x 107 x h 93 ÷ 97 in 98 1/2 x 42 1/8 x h 36 5/8 ÷ 38 1/4	66340 + 66341				
	66341	Imbottitura interna <i>Internal padding</i>					
	66350	Elemento bracciolo destro solo struttura esterna <i>Element right arm only external frame</i> cm 85 x 107 x h 93 ÷ 97 in 33 1/2 x 42 1/8 x h 36 5/8 ÷ 38 1/4	66350 + 66351		$\frac{56 \div 60}{22 \div 23 \frac{3}{8}}$		$\frac{40 \div 44}{15 \frac{3}{4} \div 17 \frac{3}{8}}$
	66351	Imbottitura interna <i>Internal padding</i>					
	66360	Elemento bracciolo destro solo struttura esterna <i>Element right arm only external frame</i> cm 105 x 107 x h 93 ÷ 97 in 41 3/8 x 42 1/8 x h 36 5/8 ÷ 38 1/4	66360 + 66361				
	66361	Imbottitura interna <i>Internal padding</i>					

	66370	Elemento bracciolo destro solo struttura esterna <i>Element right arm only external frame</i> cm 165 x 107 x h 93 ÷ 97 in 65 x 42 1/8 x h 36 5/8 ÷ 38 1/4	66370 + 66371	
	66371	Imbottitura interna <i>Internal padding</i>		
	66380	Elemento bracciolo destro solo struttura esterna <i>Element right arm only external frame</i> cm 205 x 107 x h 93 ÷ 97 in 80 3/4 x 42 1/8 x h 36 5/8 ÷ 38 1/4	66380 + 66381	
	66381	Imbottitura interna <i>Internal padding</i>		
	66390	Elemento bracciolo destro solo struttura esterna <i>Element right arm only external frame</i> cm 245 x 107 x h 93 ÷ 97 in 96 1/2 x 42 1/8 x h 36 5/8 ÷ 38 1/4	66390 + 66391	
	66391	Imbottitura interna <i>Internal padding</i>		
	66355	Elemento bracciolo sinistro solo struttura esterna <i>Element left arm only external frame</i> cm 85 x 107 x h 93 ÷ 97 in 33 1/2 x 42 1/8 x h 36 5/8 ÷ 38 1/4	66355 + 66356	
	66356	Imbottitura interna <i>Internal padding</i>		
	66365	Elemento bracciolo sinistro solo struttura esterna <i>Element left arm only external frame</i> cm 105 x 107 x h 93 ÷ 97 in 41 3/8 x 42 1/8 x h 36 5/8 ÷ 38 1/4	66365 + 66366	
	66366	Imbottitura interna <i>Internal padding</i>		
	66375	Elemento bracciolo sinistro solo struttura esterna <i>Element left arm only external frame</i> cm 165 x 107 x h 93 ÷ 97 in 65 x 42 1/8 x h 36 5/8 ÷ 38 1/4	66375 + 66376	
	66376	Imbottitura interna <i>Internal padding</i>		
	66385	Elemento bracciolo sinistro solo struttura esterna <i>Element left arm only external frame</i> cm 205 x 107 x h 93 ÷ 97 in 80 3/4 x 42 1/8 x h 36 5/8 ÷ 38 1/4	66385 + 66386	
	66386	Imbottitura interna <i>Internal padding</i>		



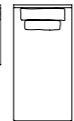











	66395	Elemento bracciolo sinistro solo struttura esterna <i>Element left arm only external frame</i> cm 245 x 107 x h 93 ÷ 97 in 96 1/2 x 42 1/8 x h 36 5/8 ÷ 38 1/4	66395 + 66396 		66430	Chaise longue bracciolo destro solo struttura esterna <i>Chaise longue right arm only external frame</i> cm 109 x 207 x h 93 ÷ 97 in 42 7/8 x 81 1/2 x h 36 5/8 ÷ 38 1/4	66430 + 66431
	66396	Imbottitura interna <i>Internal padding</i>			66431	Imbottitura interna <i>Internal padding</i>	
	66305	Elemento solo struttura esterna <i>Element only external frame</i> cm 80 x 107 x h 93 ÷ 97 in 31 1/2 x 42 1/8 x h 36 5/8 ÷ 38 1/4	66305 + 66306 		66435	Chaise longue bracciolo sinistro solo struttura esterna <i>Chaise longue left arm only external frame</i> cm 109 x 207 x h 93 ÷ 97 in 42 7/8 x 81 1/2 x h 36 5/8 ÷ 38 1/4	66435 + 66436
	66306	Imbottitura interna <i>Internal padding</i>			66436	Imbottitura interna <i>Internal padding</i>	
	66315	Elemento solo struttura esterna <i>Element only external frame</i> cm 100 x 107 x h 93 ÷ 97 in 39 3/8 x 42 1/8 x h 36 5/8 ÷ 38 1/4	66315 + 66316 		66400	Angolo solo struttura esterna <i>Corner only external frame</i> cm 106 x 107 x h 93 ÷ 97 in 41 3/4 x 42 1/8 x h 36 5/8 ÷ 38 1/4	66400 + 66401
	66316	Imbottitura interna <i>Internal padding</i>			66401	Imbottitura interna <i>Internal padding</i>	
	66325	Elemento solo struttura esterna <i>Element only external frame</i> cm 160 x 107 x h 93 ÷ 97 in 63 x 42 1/8 x h 36 5/8 ÷ 38 1/4	66325 + 66326 		66440	Pouf <i>Stool</i> cm 121 x 101 x h 45 ÷ 49 in 47 5/8 x 39 3/4 x h 17 3/4 ÷ 19 1/4	
	66326	Imbottitura interna <i>Internal padding</i>			66445	Pouf <i>Stool</i> cm 100 x 80 x h 45 ÷ 49 in 39 3/8 x 31 1/2 x h 17 3/4 ÷ 19 1/4	
	66335	Elemento solo struttura esterna <i>Element only external frame</i> cm 200 x 107 x h 93 ÷ 97 in 78 3/4 x 42 1/8 x h 36 5/8 ÷ 38 1/4	66335 + 66336 		66410	Cuscino rettangolare <i>Rectangular cushion</i> cm 67 x 60 in 26 3/8 x 23 5/8	
	66336	Imbottitura interna <i>Internal padding</i>			66415	Cuscino quadrato <i>Square cushion</i> cm 55 x 55 in 21 5/8 x in 21 5/8	
	66345	Elemento solo struttura esterna <i>Element only external frame</i> cm 240 x 107 x h 93 ÷ 97 in 94 1/2 x 42 1/8 x h 36 5/8 ÷ 38 1/4	66345 + 66346 		66419	Frontalino supplementare bracciolo in pelle <i>Additional front part for arm in leather</i>	
	66346	Imbottitura interna <i>Internal padding</i>					
	66420	Chaise longue solo struttura esterna <i>Chaise longue only external frame</i> cm 104 x 207 x h 93 ÷ 97 in 40 7/8 x 81 1/2 x h 36 5/8 ÷ 38 1/4	66420 + 66421 				
	66421	Imbottitura interna <i>Internal padding</i>					





W1

ITEM NR. QUANTITY



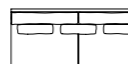







					66400 + 66401	2
					66335 + 66336	4
					66420 + 66421	1
					66365 + 66366	1
					66360 + 66361	1
					66440	2



cm 716 x 411 x h 93 ÷ 97
in 281 3/4 x 161 3/4 x h 36 5/8 ÷ 38 1/4

W2

ITEM NR. QUANTITY

				66400 + 66401	1
				66335 + 66336	1
				66345 + 66346	1
				66365 + 66366	1
				66360 + 66361	1
				66315 + 66316	1
				66440	2



cm 551 x 411 x h 93 ÷ 97
in 217 x 161 3/4 x h 36 5/8 ÷ 38 1/4

W3

ITEM NR. QUANTITY


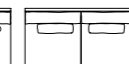






			66400 + 66401	2
			66335 + 66336	2
			66365 + 66366	1
			66360 + 66361	1
			66345 + 66346	1



cm 452 x 411 x h 93 ÷ 97
in 178 x 161 3/4 x h 36 5/8 ÷ 38 1/4

W4

ITEM NR. QUANTITY

			66400 + 66401	1
			66335 + 66336	2
			66435 + 66436	1
			66360 + 66361	1
			66440	2



cm 411 x 415 x h 93 ÷ 97
in 161 3/4 x 163 3/8 x h 36 5/8 ÷ 38 1/4

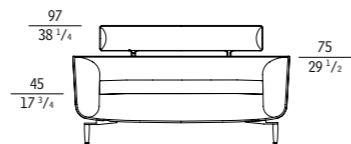
> Serie di divani, poltrona e day bed, con struttura in profilato d'acciaio annesso in poliuretano espanso schiumato a freddo. Cuscini sedile, schienale e braccioli in poliuretano espanso indeformabile a quote differenziate rivestito in fibra. Cuscino lombare in piuma. Piedi in alluminio nichelato satinato con puntali in nylon nero. Rivestimento struttura fissa esterna solo in pelle. Rivestimento cuscini interni in tessuto o pelle sfoderabile. Il rivestimento del sedile è trapuntato a doghe con imbottitura in fibra. La trapuntatura sarà applicata solo ai tessuti e alle pelli adatte a questo tipo di lavorazione. Consigliabile lavaggio a secco.

- Accessori: Il divano Yfi è dotato di poggiatesta accessorio, fornito a richiesta dell'acquirente. Il poggiatesta ha una struttura in multistrato di pioppo curvato, i supporti di fissaggio sono in alluminio fresato rivestito in pelle del colore della struttura; il rivestimento è fisso ed è disponibile solo in pelle. Qualora il divano venisse acquistato con il poggiatesta, è possibile eliminare lo stesso in un secondo momento e, tramite l'applicazione di appositi bottoni rivestiti in pelle, coprire i fori di fissaggio del poggiatesta al fine di mantenere inalterata l'estetica del prodotto. Nel caso in cui Yfi venisse comprato senza poggiatesta, sarà possibile applicarlo successivamente.

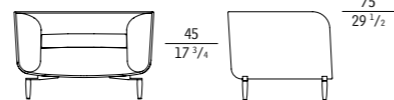
> Series of sofas, armchair and day bed with structure in profiled steel sunk in cold expanded polyurethane foam. Seat cushions, backrest and arms in different density non-deformable expanded polyurethane foam with fibre covering. Feather lumbar cushion. Glazed nickel-plated aluminium feet with black nylon tips. External upholstery of fixed structure is available in leather only. Internal cushions are in removable fabric or leather. The seat covering is composed of long quilted strips with fibre padding. Quilting can only be applied to appropriate fabrics and leathers. Dry cleaning advisable.

- Accessories: The Yfi sofa has an accessory headrest, supplied at the request of the customer. The headrest has a structure in multi-layer curved poplar wood, the milled aluminium support frame is upholstered in matching leather; the fixed covering is available in leather only. If the sofa is bought together with the headrest, this can be removed at a later date and the holes where the headrest is inserted can be covered with special leather-covered buttons, in order to maintain the aesthetics of the product. If Yfi is purchased without a headrest, this can be added later on.

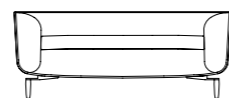




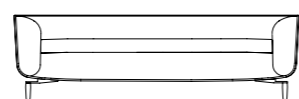
68260 + 68261



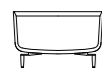
68270 + 68271



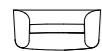
68280 + 68281



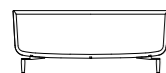
68290 + 68291



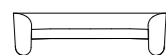
68260 Poltrona struttura esterna solo pelle
Armchair external frame only leather
cm 120 x 89 x h 75 in 47 1/4 x 35 x h 29 1/2




68261 Imbottitura interna
Internal padding



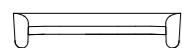
68270 Divano struttura esterna solo pelle
Sofa external frame only leather
cm 186 x 89 x h 75 in 73 1/4 x 35 x h 29 1/2



68271 Imbottitura interna
Internal padding



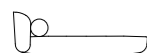
68280 Divano struttura esterna solo pelle
Sofa external frame only leather
cm 246 x 89 x h 75 in 96 7/8 x 35 x h 29 1/2




68281 Imbottitura interna
Internal padding




68290 Day bed struttura esterna solo pelle
Day bed external frame only leather
cm 194 x 75 x h 75 in 76 3/8 x 29 1/2 x h 29 1/2




68291 Imbottitura interna
Internal padding



68262 Poggiatesta per poltrona 68260 solo pelle
Head rest for armchair 68260 only leather
cm 74 x 17,5 x h 32 in 29 1/8 x 6 7/8 x h 12 5/8



68272 Poggiatesta per divano 68270 solo pelle
Head rest for sofa 68270 only leather
cm 140 x 17,5 x h 32 in 55 1/8 x 6 7/8 x h 12 5/8



68282 Poggiatesta per divano 68280 solo pelle
Head rest for sofa 68280 only leather
cm 200 x 17,5 x h 32 in 78 3/4 x 6 7/8 x h 12 5/8



Come sullo scafo di una barca che fluttua nello spazio, così Yfi ci culla in un viaggio immaginario.

Like a boat floating in space, Yfi lulls us to an imaginary voyage.

Chi Wing Lo

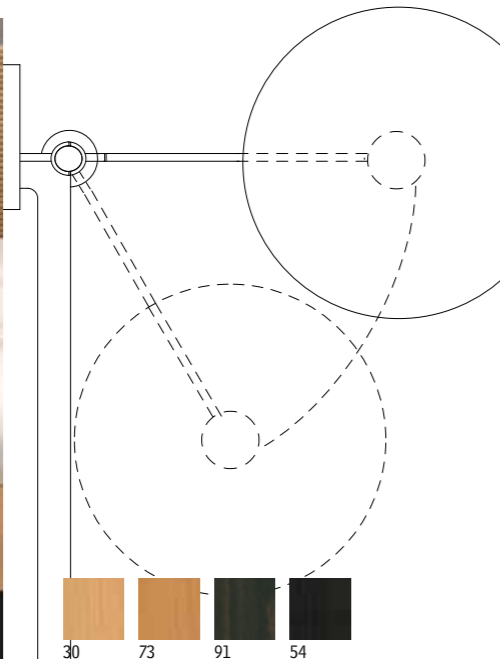




LETTI E COMODINI
BEDS AND NIGHT-TABLES

> Programma di letti singoli e matrimoniali con la struttura in faggio massiccio lucidato e metallo verniciato opaco. E' realizzato nelle seguenti misure: cm 115,5 - 185,5 - 191,5 - 215,5 ed è disponibile nelle versioni a turca, con o senza baldacchino e con la testata, con o senza baldacchino. Le testate possono essere fisse con il poggiatesta in legno perlinato, regolabili con il poggiatesta in tessuto di giunco o imbottite con un rivestimento in tessuto o in pelle completamente sfoderabile. Un meccanismo permette la regolazione della testata/poggiatesta. La struttura del baldacchino è in metallo verniciato opaco. Il rivestimento per il baldacchino è in lino o seta. Claudiano tavolino/comodino è disponibile solo per le versioni con la testata; la struttura è in ottone verniciato opaco, dotata di una cerniera che ne permette la rotazione. Il piano superiore è in cristallo acidato ed il piano inferiore è in legno di faggio lucidato. L'altezza totale del letto a baldacchino è di cm 215,5.

> Series of single and double beds with the frame in polished solid beech wood and matt painted metal, available in the following sizes: cm 115,5 - 185,5 - 191,5 - 215,5 and in the following versions: with no headboard, with a headboard, with or without canopy. The headboards can be fixed with the matchboard headrest, adjustable with cane webbing headrest or upholstered in fabric or leather, with removable covers. A special mechanism allows the adjustment of the headboard/headrest. The canopy frame is made of matt painted metal. The canopy covering is available in linen or silk. Claudiano bedside table is available for the headboard versions only. The frame is in matt painted brass and it is equipped with a hinge allowing the table to rotate. The top shelf is in acid-treated glass top and the lower shelf is in polished beech wood. The total height of the bed with canopy is 215,5 cm.




Per il letto Icaro (1989) avevo pensato a un letto "classico", che si compra una volta per tutte quando si decide di trasformare una house in una home, il letto della vita. Ma forse non era un'idea consona alla superficialità del nostro tempo... Carlo Giorgetti me lo ha fatto gentilmente notare, e mi ha suggerito di ripensare il tema del letto come una visione meno intransigente. Così è nato Claudiano: un oggetto semplice ma non semplicistico; un'idea laconica, ma stilisticamente riconoscibile.



For the Icaro bed I had thought of a "classical" bed that one buys once and for all when one decides to transform a house into a home, a bed for life. But perhaps that is not an idea that gets with the superficial nature of our time... Carlo Giorgetti kindly pointed this out to me and suggested that I rethought the bed theme with a slightly less uncompromising view. Thus the Claudiano was born: a simple but not simplistic object; a laconic idea but stylistically recognisable.

Massimo Scolari

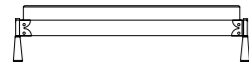





- 51150 Letto singolo in faggio a turca
Single bed in beech wood without headboard
cm 115,5 x 215 x h 34,5
in 45 1/2 x 84 5/8 x h 13 1/2



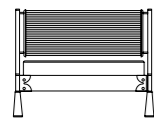
- 51100 Letto matrimoniale in faggio a turca
Double bed in beech wood without headboard
cm 185,5 x 215 x h 34,5
in 73 1/4 x 84 5/8 x h 13 1/2



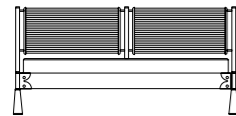

- 51160 Letto matrimoniale in faggio a turca
Double bed in beech wood without headboard
cm 195,5 x 215 x h 34,5
in 76 3/4 x 84 5/8 x h 13 1/2



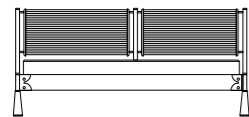
- 51140 Letto matrimoniale in faggio a turca
Double bed in beech wood without headboard
cm 215,5 x 215 x h 34,5
in 84 3/4 x 84 5/8 x h 13 1/2



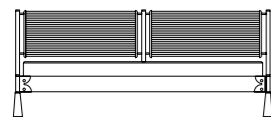
- 51153 Letto singolo in faggio con testata fissa
in legno perlinato
*Single bed in beech wood with fixed
matchboarding headboard*
cm 115,5 x 216 x h 87,5
in 45 1/2 x 84 7/8 x h 34 1/2



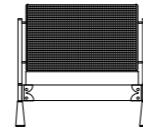
- 51103 Letto matrimoniale in faggio
con testata fissa in legno perlinato
*Double bed in beech wood
with fixed matchboarding headboard*
cm 185,5 x 216 x h 87,5
in 73 1/4 x 84 7/8 x h 34 1/2



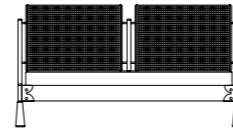
- 51163 Letto matrimoniale in faggio
con testata fissa in legno perlinato
*Double bed in beech wood with fixed
matchboarding headboard*
cm 195,5 x 216 x h 87,5
in 76 3/4 x 84 7/8 x h 34 1/2



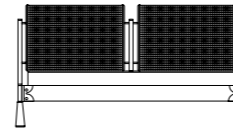
- 51143 Letto matrimoniale in faggio
con testata fissa in legno perlinato
*Double bed in beech wood with fixed
matchboarding headboard*
cm 215,5 x 216 x h 87,5
in 84 3/4 x 84 7/8 x h 34 1/2



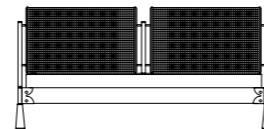
- 51154 Letto singolo in faggio con testata
regolabile in tessuto di giunco
*Single bed in beech wood with
adjustable headboard in cane webbing*
cm 115,5 x 221 x h 99,5 in 45 1/2 x 86 7/8 x h 39 1/8



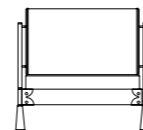
- 51104 Letto matrimoniale in faggio
con testata regolabile in tessuto di giunco
*Double bed in beech wood with
adjustable headboard in cane webbing*
cm 185,5 x 221 x h 99,5 in 73 1/4 x 86 7/8 x h 39 1/8



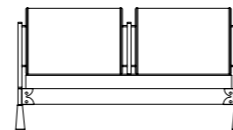
- 51164 Letto matrimoniale in faggio con testata
regolabile in tessuto di giunco
*Double bed in beech wood with
adjustable headboard in cane webbing*
cm 195,5 x 221 x h 99,5 in 76 3/4 x 86 7/8 x h 39 1/8



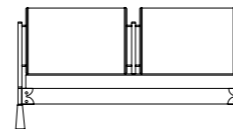
- 51144 Letto matrimoniale in faggio con testata
regolabile in tessuto di giunco
*Double bed in beech wood with
adjustable headboard in cane webbing*
cm 215,5 x 221 x h 99,5 in 84 3/4 x 86 7/8 x h 39 1/8



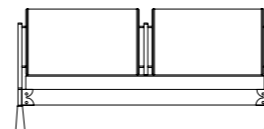
- 51155 Letto singolo in faggio
con testata regolabile imbottita
*Single bed in beech wood with
adjustable upholstered headboard*
cm 115,5 x 221 x h 99,5 in 45 1/2 x 86 7/8 x h 39 1/8




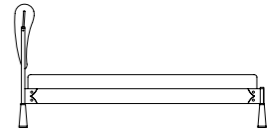
- 51105 Letto matrimoniale in faggio con testata
regolabile imbottita
*Double bed in beech wood with
adjustable upholstered headboard*
cm 185,5 x 221 x h 99,5 in 73 1/4 x 86 7/8 x h 39 1/8



- 51165 Letto matrimoniale in faggio con testata
regolabile imbottita
*Double bed in beech wood with
adjustable upholstered headboard*
cm 195,5 x 221 x h 99,5 in 76 3/4 x 86 7/8 x h 39 1/8

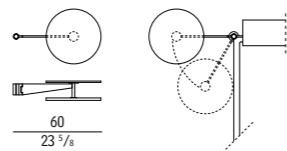


- 51145 Letto matrimoniale in faggio
con testata regolabile imbottita
*Double bed in beech wood with
adjustable upholstered headboard*
cm 215,5 x 221 x h 99,5 in 84 3/4 x 86 7/8 x h 39 1/8



TAVOLINO

- 51110 Tavolino in faggio e cristallo solo per letto con testata
Bedside table in beech wood and glass only for headboards
Ø cm 41 Ø in 16 1/8



STRUTTURE BALDACCHINO

- 51107 Struttura baldacchino per letto 51100
Canopy frame for bed 51100
cm 181,5 x 212 in 71 1/2 x 83 1/2
altezza totale letto finito
total height of complete bed
cm 215,5 in 84 7/8

- 51108 Struttura baldacchino per letti 51103-51104-51105
Canopy frame for beds 51103-51104-51105
cm 181,5 x 212 in 71 1/2 x 83 1/2
altezza totale letto finito
total height of complete bed
cm 215,5 in 84 7/8

- 51167 Struttura baldacchino per letto 51160
Canopy frame for bed 51160
cm 191,5 x 212 in 75 1/4 x 83 1/2
altezza totale letto finito
total height of complete bed
cm 215,5 in 84 7/8

- 51168 Struttura baldacchino per testate 51163-51164-51165
Canopy frame for headboards 51163-51164-51165
cm 191,5 x 212 in 75 1/4 x 83 1/2
altezza totale letto finito
total height of complete bed
cm 215,5 in 84 7/8

- 51147 Struttura baldacchino per letto 51140
Canopy frame for bed 51140
cm 211,5 x 212 in 83 1/4 x 83 1/2
altezza totale letto finito
total height of complete bed
cm 215,5 in 84 7/8

- 51148 Struttura baldacchino per letti 51143-51144-51145
Canopy frame for beds 51143-51144-51145
cm 211,5 x 212 in 83 1/4 x 83 1/2
altezza totale letto finito
total height of complete bed
cm 215,5 in 84 7/8

- 51157 Struttura baldacchino per letto 51150
Canopy frame for bed 51150
cm 112,5 x 212 in 44 1/4 x 83 1/2
altezza totale letto finito
total height of complete bed
cm 215,5 in 84 7/8

- 51158 Struttura baldacchino per testate 51153-51154-51155
Canopy frame for headboards 51153-51154-51155
cm 112,5 x 212 in 44 1/4 x 83 1/2
altezza totale letto finito
total height of complete bed
cm 215,5 in 84 7/8

ZANZARIERE

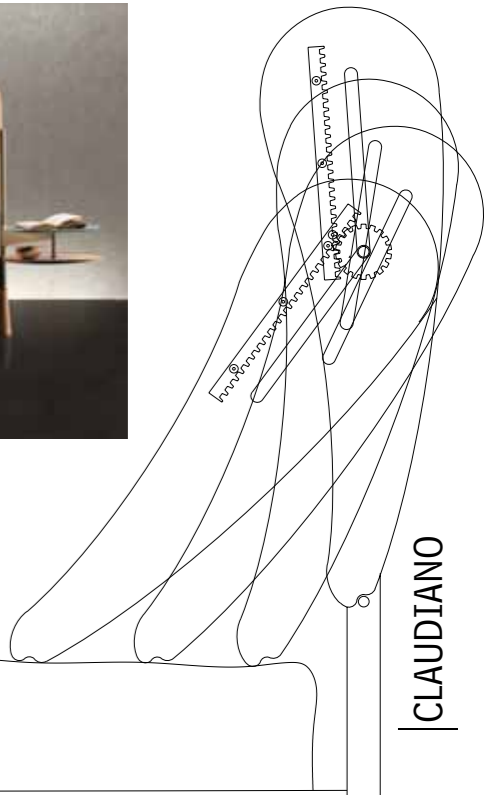
- 51109 Zanzariera matrimoniale per struttura baldacchino 51107-51108
Canopy covering for double bed with canopy frame 51107-51108

- 51169 Zanzariera matrimoniale per struttura baldacchino 51167-51168
Canopy covering for double bed with canopy frame 51167-51168

- 51149 Zanzariera matrimoniale per struttura baldacchino 51147-51148
Canopy covering for double bed with canopy frame 51147-51148

- 51159 Zanzariera singola per struttura baldacchino 51157-51158
Canopy covering for single bed with canopy frame 51157-51158




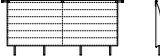
















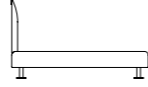










> Programma di letti matrimoniali con la struttura della testata in multistrato di pioppo e poliuretano espanso rivestito in fibra. Gli inserti della testata sono in massiccio di pau ferro lucidato. Il giro letto, per reti da 170, 180, 200 cm di larghezza, è in listellare superleggero rivestito in fibra. I piedi sono in massiccio di pau ferro lucidato e metallo. Il rivestimento è disponibile in tessuto o pelle ed è fisso per la testata e sfoderabile per il giroletto. Il trapuntino supplementare in fibra è rivestito in tessuto o pelle.

> *Programme of double beds with the headboard structure in multi-layer poplar wood and expanded polyurethane, covered with fibre. The headboard insets are in solid, polished pau ferro. The bed frames for slatted bases ranging from 170, 180, 200 cm widths, are in ultralight fibre covered planked wood. The feet are in polished pau ferro and metal. The fabric or leather covering fixed for the headboard and removable for the bed frame. The additional fibre quilt is available with fabric or leather covering.*



	● 50044 Giroletto <i>Bed frame</i> cm 186 x 218 x h 37 in 73 1/4 x 85 7/8 x h 14 1/2	$\frac{111}{43\frac{3}{4}}$ 50044+50040 	
	● 50040 Testata imbottita bassa <i>Low upholstered headboard</i> cm 198 x 9 x h 74 in 78 x 3 1/2 x h 29 1/8	$\frac{146}{57\frac{1}{2}}$ 50044+50041 	
	● 50041 Testata imbottita alta <i>High upholstered headboard</i> cm 198 x 9 x h 109 in 78 x 3 1/2 x h 42 7/8		
	● 50045 Trapuntino per testata bassa <i>Quilt for low headboard</i> (per codice/for item nr. 50040)		
	● 50046 Trapuntino per testata alta <i>Quilt for high headboard</i> (per codice/for item nr. 50041)		
<hr/>			
	● 50054 Giroletto <i>Bed frame</i> cm 196 x 218 x h 37 in 77 1/8 x 85 7/8 x h 14 1/2	$\frac{111}{43\frac{3}{4}}$ 50054+50050 	
	● 50050 Testata imbottita bassa <i>Low upholstered headboard</i> cm 208 x 9 x h 74 in 81 7/8 x 3 1/2 x h 29 1/8	$\frac{146}{57\frac{1}{2}}$ 50054+50051 	
	● 50051 Testata imbottita alta <i>High upholstered headboard</i> cm 208 x 9 x h 109 in 81 7/8 x 3 1/2 x h 42 7/8		
	● 50055 Trapuntino per testata bassa <i>Quilt for low headboard</i> (per codice/for item nr. 50050)		
	● 50056 Trapuntino per testata alta <i>Quilt for high headboard</i> (per codice/for item nr. 50051)		
<hr/>			
	● 50064 Giroletto <i>Bed frame</i> cm 216 x 218 x h 37 in 85 x 85 7/8 x h 14 1/2	$\frac{111}{43\frac{3}{4}}$ 50064+50060 	
	● 50060 Testata imbottita bassa <i>Low upholstered headboard</i> cm 228 x 9 x h 74 in 89 3/4 x 3 1/2 x h 29 1/8	$\frac{146}{57\frac{1}{2}}$ 50064+50061 	
	● 50061 Testata imbottita alta <i>High upholstered headboard</i> cm 228 x 9 x h 109 in 89 3/4 x 3 1/2 x h 42 7/8		
	● 50065 Trapuntino per testata bassa <i>Quilt for low headboard</i> (per codice/for item nr. 50060)		
	● 50066 Trapuntino per testata alta <i>Quilt for high headboard</i> (per codice/for item nr. 50061)		



Kao, Mea e Afo sono elementi fondamentali per un *ensemble* la cui calma compositiva invita al riposo, irradia un calore rassicurante e gratifica l'indulgenza della lettura nelle notti insonni.

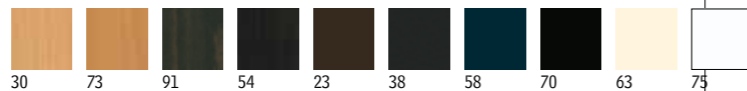

Kao, Mea and Afo are indispensable elements of an ensemble whose calm composition invites rest, radiates a caring warmth, and gratifies the indulgence of reading in sleepless night.


Chi Wing Lo




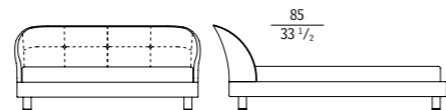
> Letto matrimoniale disponibile con giroletto imbottito o in legno di faggio lucidato in diverse tonalità. La struttura della testata è in profilato di acciaio e poliuretano espanso flessibile schiumato a freddo rivestito in fibra di poliestere. Il giroletto, per reti da 170, 180, 200 cm di larghezza, è disponibile in listellare super leggero rivestito in fibra di poliestere, per la versione imbottita, e in listellare con massiccio e impiallacciatura di faggio, per la versione in legno. I rinforzi angolari e la traversa centrale sono in metallo verniciato nero e i supporti laterali della rete sono regolabili in altezza. I piedi sono in faggio massiccio lucidato con puntalino in PVC nero. Il rivestimento, completamente sfoderabile, è disponibile con la testata nelle seguenti versioni: tutto tessuto, tutto pelle oppure tessuto/pelle parte esterna e pelle parte interna.

> Double bed available with bed frame padded or in polished beech wood in different shades. The headboard frame has a steel reinforcement and is cold-foam flexible polyurethane covered with polyester fibre. The bed frame, for slat bases of 170, 180 and 200 cm width, is available in super-light plywood covered with polyester fibre, for the padded version, and in solid plywood and beech veneered, for the wood version. The corner reinforcements and the central crossbar are in black painted metal and the height of the lateral supports is adjustable. The feet are in natural polished solid beech wood with tip in black PVC. The upholstery, completely removable, is available with the headboard in the following versions: leather, fabric or fabric/leather external part and leather internal part.

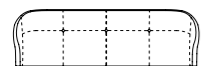




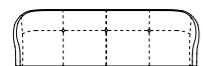
45653 Giroletto in tessuto o pelle
Base frame in fabric or leather
cm 183 x 217,5 x h 28 in 72 x 85 ⁵/₈ x h 11



45652 Giroletto in faggio
Base frame in beech wood
cm 183 x 217,5 x h 28
in 72 x 85 ⁵/₈ x h 11




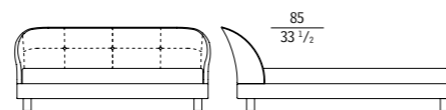
45650 Testata in tessuto o pelle
Headboard in fabric or leather
cm 194 x 45 x h 57 in 76 ³/₈ x 17 ³/₄ x h 22 ¹/₂



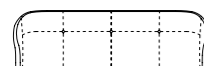
45651 Testata in pelle parte interna,
tessuto/pelle parte esterna
Headboard in leather internal side,
fabric/leather external side
cm 194 x 45 x h 57 in 76 ³/₈ x 17 ³/₄ x h 22 ¹/₂



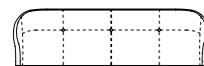
45662 Giroletto in faggio
Base frame in beech wood
cm 193 x 217,5 x h 28 in 76 x 85 ⁵/₈ x h 11



45663 Giroletto in tessuto o pelle
Base frame in fabric or leather
cm 193 x 217,5 x h 28 in 76 x 85 ⁵/₈ x h 11




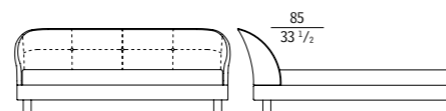
45660 Testata in tessuto o pelle
Headboard in fabric or leather
cm 204 x 45 x h 57 in 80 ³/₈ x 17 ³/₄ x h 22 ¹/₂



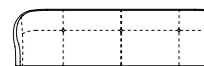
45661 Testata in pelle parte interna,
tessuto/pelle parte esterna
Headboard in leather internal side,
fabric/leather external side
cm 204 x 45 x h 57 in 80 ³/₈ x 17 ³/₄ x h 22 ¹/₂



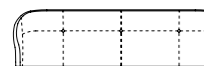
45672 Giroletto in faggio
Base frame in beech wood
cm 213 x 217,5 x h 28 in 83 ⁷/₈ x 85 ⁵/₈ x h 11



45673 Giroletto in tessuto o pelle
Base frame in fabric or leather
cm 213 x 217,5 x h 28 in 83 ⁷/₈ x 85 ⁵/₈ x h 11



45670 Testata in tessuto o pelle
Headboard in fabric or leather
cm 224 x 45 x h 57 in 88 ¹/₈ x 17 ³/₄ x h 22 ¹/₂



45671 Testata in pelle parte interna,
tessuto/pelle parte esterna
Headboard in leather internal side,
fabric/leather external side
cm 224 x 45 x h 57 in 88 ¹/₈ x 17 ³/₄ x h 22 ¹/₂



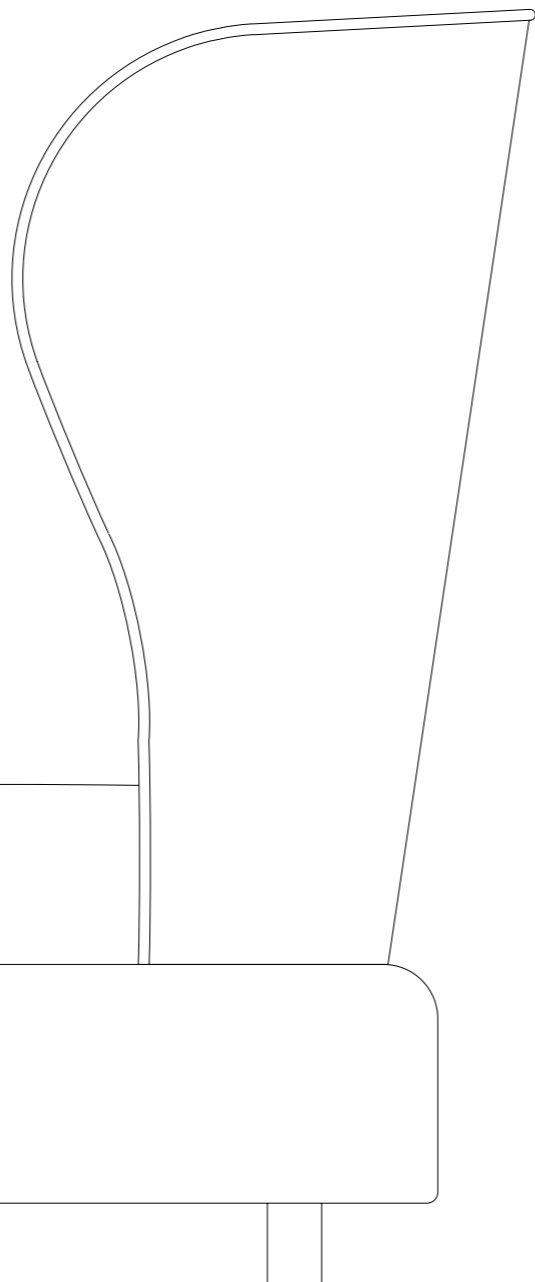
Norma è un letto matrimoniale dalla linea curva particolarmente elegante grazie anche al rivestimento della testata in tessuto, pelle oppure tessuto/pelle parte esterna e pelle parte interna. Sofisticato nella sua semplicità è protettivo come un bozzolo e caratterizzato da un design avvolgente. Con questa proposta è stata indicata una nuova strada dell'ospitalità: il letto Norma è un pezzo perfettamente adattabile sia a contesti residenziali sia di contract, per conferire all'ambiente un carattere esclusivo.

Norma is a double bed with a curved line, particularly elegant also thanks to the covering on the headboard, which can be made in fabric, leather or fabric/leather outside and leather inside. It is sophisticated in its simplicity, protective like a cocoon and set apart by an enveloping design. This product opens the way to a new type of hospitality: the Norma bed is perfectly suited to a residential setting as well as to contract situations, giving the ambience an exclusive quality.



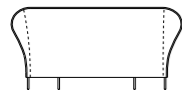
> Programma di letti matrimoniali con la struttura della testata in poliuretano compatto rigido e poliuretano espanso flessibile schiumato a freddo e multistrato di pioppo. Il sommier della rete, da 170, 180 e 200 cm di larghezza, è in listellare superleggero ed è rivestito in fibra e dispone di rinforzi angolari in metallo verniciato. I supporti della rete sono regolabili in altezza e la traversa centrale è in metallo verniciato. I piedi sono in massiccio di pau ferro e metallo. Per le testate è disponibile, a richiesta, un trapuntino in fibra. Il rivestimento, in tessuto o pelle, è completamente sfoderabile.

> *Series of double beds with the headboard frame in rigid compact polyurethane, cold-foam flexible polyurethane and poplar plywood. The bed base, for 170, 180 and 200 cm wide slat base, is in ultralight planked wood covered with fibre and corner reinforcements in painted metal. The slat base supports are adjustable and the central crossbar is in painted metal. The feet are in solid pau ferro and metal. For the headboards, a fibre quilt is available on demand. The completely removable upholstery is in fabric or leather.*

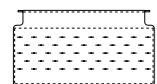




- 51961 Giroletto imbottito | Upholstered base
cm 188 x 218 x h 32
in 74 x 85 ⁷/₈ x h 12 ⁵/₈



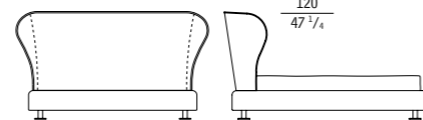
- 51960 Testata | Headboard
cm 215 x 50 x h 88
in 84 ⁵/₈ x 19 ⁵/₈ x h 34 ⁵/₈




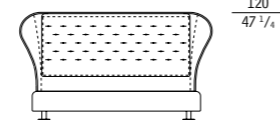
- 51964 Trapuntino | Quilt
(per codice/ for item nr. 51960)

Dimensioni totali | Total sizes
cm 215 x 227 x h 120
in 84 ⁵/₈ x 89 ³/₈ x h 47 ¹/₄


51960 + 51961



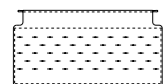
51960 + 51961 + 51964



- 51971 Giroletto imbottito | Upholstered base
cm 198 x 218 x h 32
in 78 x 85 ⁷/₈ x h 12 ⁵/₈



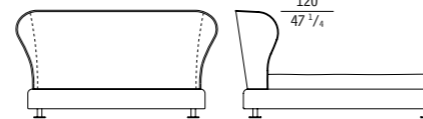
- 51970 Testata | Headboard
cm 225 x 50 x h 88
in 88 ¹/₂ x 19 ⁵/₈ x h 34 ⁵/₈




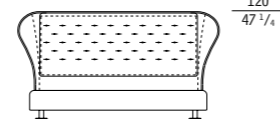
- 51974 Trapuntino | Quilt
(per codice/ for item nr. 51970)

Dimensioni totali | Total sizes
cm 225 x 227 x h 120
in 88 ¹/₂ x 89 ³/₈ x h 47 ¹/₄


51970 + 51971



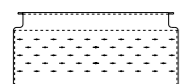
51970 + 51971 + 51974



- 51981 Giroletto imbottito | Upholstered base
cm 218 x 218 x h 32
in 85 ⁷/₈ x 85 ⁷/₈ x h 12 ⁵/₈



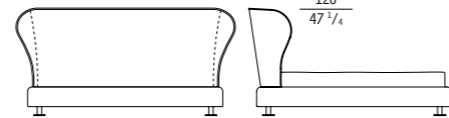
- 51980 Testata | Headboard
cm 245 x 50 x h 88
in 96 ¹/₂ x 19 ⁵/₈ x h 34 ⁵/₈



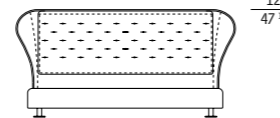
- 51984 Trapuntino | Quilt
(per codice/ for item nr. 51980)

Dimensioni totali | Total sizes
cm 245 x 227 x h 120
in 96 ¹/₂ x 89 ³/₈ x h 47 ¹/₄

51980 + 51981



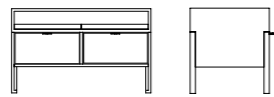
51980 + 51981 + 51984





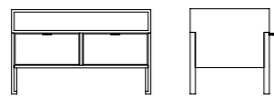
> Comodino a due cassetti. Struttura con impiallacciatura di pau ferro lucidato. Frontali e maniglia cassetti in cuoio, disponibile in diverse tonalità, dotati di guide scorrevoli con silent system. Previsti, di serie, due vassoi in massiccio di pau ferro lucidato con fondo in cuoio disponibili in diverse tonalità. Gambe in massiccio di pau ferro lucidato.

> *Bedside cabinet with two drawers with structure in polished pau ferro veneer. The fronts and handles of the two drawers are in saddle leather, available in various shades, and move on silent system runners. The cabinet comes with two removable trays in solid, polished pau ferro with saddle leather bases of various shades. The legs are in solid, polished pau ferro.*



51480

Comodino in pau ferro con due vassoi
Bedside cabinet in pau ferro with two trays
cm 80 x 45 x h 49
in 31 1/2 x 17 3/4 x h 19 1/4



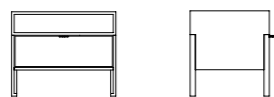
51481

Comodino in pau ferro senza vassoi
Bedside cabinet in pau ferro without trays
cm 80 x 45 x h 49
in 31 1/2 x 17 3/4 x h 19 1/4



51482

Comodino in pau ferro con un vassoio
Bedside cabinet in pau ferro with one tray
cm 60 x 45 x h 49
in 23 5/8 x 17 3/4 x h 19 1/4



51483

Comodino in pau ferro senza vassoi
Bedside cabinet in pau ferro without trays
cm 60 x 45 x h 49
in 23 5/8 x 17 3/4 x h 19 1/4



51485

Vassoio in pau ferro e cuoio
Tray in pau ferro and saddle leather
cm 38,3 x 43,5 x h 3
in 15 x 17 1/8 x h 1 1/8

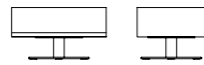


83



> Serie di comodini a uno o due cassetti disponibili nella versione interamente in faggio in diverse tonalità oppure nella versione in ebano macassar per la parte esterna e faggio naturale per quella interna. La base e la colonna sono in metallo verniciato disponibile nella finitura bronzo. I cassetti sono dotati di guide scorrevoli a scomparsa ad estrazione parziale con sistema di chiusura silent system. Le maniglie possono essere in faggio massiccio lucidato o in ebano macassar lucidato naturale sempre in corrispondenza dell'essenza scelta.

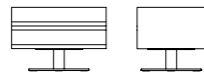
> Series of bedside cabinets with one or two drawers available in the following versions: all in beech wood in different shades or in ebony macassar in the external side and in natural beech wood in the internal one. The base and the column are in varnished bronzed metal. The partially removable drawers have recessed sliding runners and are equipped with the silent system closing. The handles can be in polished solid beech wood or in natural polished solid ebony macassar always according to the choice of wood.



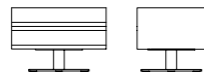
45700 Comodino in faggio, 1 cassetto
Bedside cabinet in beech wood, 1 drawer
cm 71 x 51 x h 38,5
in 28 x 20 x h 15 1/8



45705 Comodino in ebano, 1 cassetto
Bedside cabinet in ebony, 1 drawer
cm 71 x 51 x h 38,5
in 28 x 20 x h 15 1/8




45701 Comodino in faggio, 2 cassetti
Bedside cabinet in beech wood, 2 drawers
cm 71 x 51 x h 47
in 28 x 20 x h 18 1/2



45706 Comodino in ebano, 2 cassetti
Bedside cabinet in ebony, 2 drawers
cm 71 x 51 x h 47
in 28 x 20 x h 18 1/2

La serie di comodini in faggio o in ebano macassar completa l'offerta del letto Norma. Essi possono essere costituiti ad uno o a due cassetti, e la semplicità della loro linea li rende pezzi facilmente collocabili in ogni ambiente.



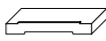
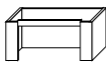
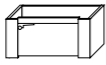
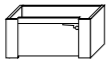
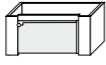
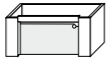
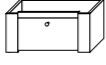

This series of bedside cabinets, available in beech wood or ebony macassar, completes the Norma bed line. They can be made of one or two drawers, and the simplicity of their design makes them easily adaptable to any environment.




> Comodino con la struttura in acero lucidato. Il piano dispone di un ripiano scorrevole. Ogni contenitore è disponibile nelle seguenti versioni: a giorno, con l'anta in legno o in cristallo, con l'anta in legno a ribalta, a 2 cassetti con le guide scorrevoli a scomparsa. Le maniglie e le cerniere sono in metallo verniciato opaco. I piedini sono regolabili per livellamento.

> Night-table with the frame in polished maple. The top has a sliding shelf. Each container is available in the following versions: open, with the wooden or glass door, with the flap door, with 2 drawers. The handles and the hinges are in matt painted metal. The feet can be adjusted for leveling.

Composizioni realizzabili anche con top fisso cod. 51737 (anziché codice 51749)
 Compositions available also with fixed top item 51737 (instead of item 51749)

- 
● **51749** Top con ripiano scorrevole in acero
Top in maple with sliding shelf
 cm 69 x 41,4 x h 14,2 in 27 ¹/₈ x 16 ¹/₄ x h 5 ⁵/₈
- 
● **51737** Top fisso in acero
Fixed top in maple
 cm 61,2 x 41,4 x h 5 in 24 x 16 ¹/₄ x h 2
- 
● **51739** Basamento singolo in acero
Single base in maple
 cm 65,2 x 40 x h 9 in 25 ⁵/₈ x 15 ³/₄ x h 3 ¹/₂
- 
● **51740** Elemento a giorno in acero
Open cabinet in maple
 cm 65,2 x 40 x h 35,2 in 25 ⁵/₈ x 15 ³/₄ x h 13 ⁷/₈
- 
● **51741** Elemento anta legno destra in acero
Element in maple with right wooden door
 cm 65,2 x 40 x h 35,2 in 25 ⁵/₈ x 15 ³/₄ x h 13 ⁷/₈
- 
● **51742** Elemento anta legno sinistra in acero
Element in maple with left wooden door
 cm 65,2 x 40 x h 35,2 in 25 ⁵/₈ x 15 ³/₄ x h 13 ⁷/₈
- 
● **51743** Elemento anta cristallo destra in acero
Element in maple with right glass door
 cm 65,2 x 40 x h 35,2 in 25 ⁵/₈ x 15 ³/₄ x h 13 ⁷/₈
- 
● **51744** Elemento anta cristallo sinistra in acero
Element in maple with left glass door
 cm 65,2 x 40 x h 35,2 in 25 ⁵/₈ x 15 ³/₄ x h 13 ⁷/₈
- 
● **51745** Elemento in acero con ribalta
Element in maple with flap door
 cm 65,2 x 40 x h 35,2 in 25 ⁵/₈ x 15 ³/₄ x h 13 ⁷/₈
- 
● **51746** Elemento in acero con 2 cassetti
Element in maple with 2 drawers
 cm 65,2 x 40 x h 35,2 in 25 ⁵/₈ x 15 ³/₄ x h 13 ⁷/₈





		ITEM NR.	QUANTITY
A1		51749	1
		51740	1
		51739	1
	cm 69 x 42 x h 58 in 27 1/8 x 16,5 x h 22 7/8		

		ITEM NR.	QUANTITY
A2		51749	1
		51742	1
		51739	1
	cm 69 x 42 x h 58 in 27 1/8 x 16,5 x h 22 7/8		

		ITEM NR.	QUANTITY
A3		51749	1
		51741	1
		51739	1
	cm 69 x 42 x h 58 in 27 1/8 x 16,5 x h 22 7/8		

		ITEM NR.	QUANTITY
A4		51749	1
		51744	1
		51739	1
	cm 69 x 42 x h 58 in 27 1/8 x 16,5 x h 22 7/8		

		ITEM NR.	QUANTITY
A5		51749	1
		51743	1
		51739	1
	cm 69 x 42 x h 58 in 27 1/8 x 16,5 x h 22 7/8		


		ITEM NR.	QUANTITY
A6		51749	1
		51746	1
		51739	1
	cm 69 x 42 x h 58 in 27 1/8 x 16,5 x h 22 7/8		

		ITEM NR.	QUANTITY
A7		51749	1
		51745	1
		51739	1
	cm 69 x 42 x h 58 in 27 1/8 x 16,5 x h 22 7/8		

BED DRESSING

> La scelta dei cuscini e delle lenzuola per vestire il letto è fondamentale per completare la zona notte, nel rispetto del principio di personalizzazione. Per questo motivo, suggeriamo alcune alternative di completi, accuratamente selezionate sulla base della qualità e della capacità di soddisfare il senso estetico, per natura eterogeneo. I tessuti usati sono le fibre naturali, quali il lino, la seta ed il raso di cotone; a queste si aggiunge il puro cachemire delle coperte.

> *The choice of cushions and sheets for the bed is fundamental for anyone wishing to personalise the night zone. For this reason, we have proposed various bedsets, which have been accurately selected on the basis of quality and aesthetics, by nature heterogeneous. The fabrics used are all natural fibres, such as linen, silk and cotton satin; in addition, cashmere has been chosen for the blankets.*



LINEN SHEETS SET



LI01 LI02 LI03

COTTON SHEETS SET



CO01 CO02 CO03

SILK SHEETS SET



SE01 SE02

DOUBLE BED

- Lenzuola base / *Fitted sheets*
- Lenzuola sopra / *Flat sheets*
- Federe a 4 volani / *Pillowcases with ruffles round the edges*

Disponibili per letti di dimensioni:
Available for bed sizes:

45303	cm 170 x 200 in 66 ⁷ / ₈ X 78 ⁶ / ₈
45304	cm 180 x 200 in 70 ⁷ / ₈ X 78 ⁶ / ₈
45305	cm 200 x 200 in 78 ⁶ / ₈ X 78 ⁶ / ₈

- Lenzuola base / *Fitted sheets*
- Lenzuola sopra / *Flat sheets*
- Federe a 4 volani / *Pillowcases with ruffles round the edges*

Disponibili per letti di dimensioni:
Available for bed sizes:

45313	cm 170 x 200 in 66 ⁷ / ₈ X 78 ⁶ / ₈
45314	cm 180 x 200 in 70 ⁷ / ₈ X 78 ⁶ / ₈
45315	cm 200 x 200 in 78 ⁶ / ₈ X 78 ⁶ / ₈

- Lenzuola base / *Fitted sheets*
- Lenzuola sopra / *Flat sheets*
- Federe a 4 volani / *Pillowcases with ruffles round the edges*

Disponibili per letti di dimensioni:
Available for bed sizes:

45323	cm 170 x 200 in 66 ⁷ / ₈ X 78 ⁶ / ₈
45324	cm 180 x 200 in 70 ⁷ / ₈ X 78 ⁶ / ₈
45325	cm 200 x 200 in 78 ⁶ / ₈ X 78 ⁶ / ₈

SINGLE BED

- Lenzuola base / *Fitted sheets*
- Lenzuola sopra / *Flat sheets*
- Federe a 4 volani / *Pillowcases with ruffles round the edges*

Disponibili per letti di dimensioni:
Available for bed sizes:

45300	cm 80 x 200 in 31 ⁴ / ₈ X 78 ⁶ / ₈
45301	cm 100 x 200 in 39 ³ / ₈ X 78 ⁶ / ₈
45302	cm 154 x 200 in 60 ⁵ / ₈ X 78 ⁶ / ₈

- Lenzuola base / *Fitted sheets*
- Lenzuola sopra / *Flat sheets*
- Federe a 4 volani / *Pillowcases with ruffles round the edges*

Disponibili per letti di dimensioni:
Available for bed sizes:

45310	m 80 x 200 in 31 ⁴ / ₈ X 78 ⁶ / ₈
45311	cm 100 x 200 in 39 ³ / ₈ X 78 ⁶ / ₈
45312	cm 154 x 200 in 60 ⁵ / ₈ X 78 ⁶ / ₈

- Lenzuola base / *Fitted sheets*
- Lenzuola sopra / *Flat sheets*
- Federe a 4 volani / *Pillowcases with ruffles round the edges*

Disponibili per letti di dimensioni:
Available for bed sizes:

45320	cm 80 x 200 in 31 ⁴ / ₈ X 78 ⁶ / ₈
45321	cm 100 x 200 in 39 ³ / ₈ X 78 ⁶ / ₈
45322	cm 154 x 200 in 60 ⁵ / ₈ X 78 ⁶ / ₈

NOTE

Disponibili ma non comprese nel set lenzuola: federa a 4 volani cm 60 x 100, federa a 4 volani cm 25 x 40 e rispettiva imbottitura:

Available, but not included in the set of sheets: pillowcase with ruffles round the edges in 23⁵/₈ X 39³/₈, pillowcase with ruffles round the edges in 9⁷/₈ X 15⁶/₈ and matching quilting:

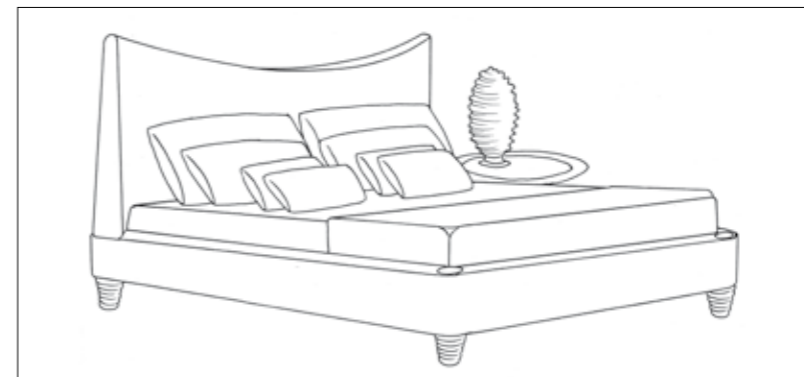

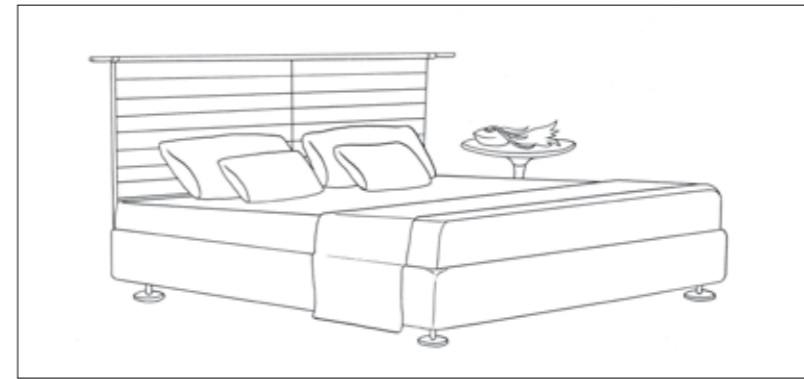
federa cm 60 x 100 / pillowcase in 23⁵/₈ X 39³/₈

45330	lino / linen
45331	cotone / cotton
45332	seta / silk

federa cm 25 x 40 / pillowcase in 9⁷/₈ X 15⁶/₈

45335	lino / linen
45336	cotone / cotton
45337	seta / silk

BED DRESSING PROPOSALS



Drawings by Macrileo

CASHMERE BLANKETS



PR01 PR02 PR03 PR04 PR05

Plaid 100% cachemire in maglia rasata con riquadro, double-face
 100% cashmere double-faced blanket with stocking stitch panels
 45340 cm 170 x 210 in 66 7/8 X 82 5/8
 45341 cm 140 x 200 in 55 1/8 X 78 6/8



CASHMERE BLANKETS



PC01 PC02 PC03 PC04 PC05

Plaid 100% cachemire disegno canestro
 con bordo applicato in maglia rasata
 100% cashmere blanket
 basket weave pattern with stocking stitch border
 45342 cm 150 x 180 in 59 X 70 7/8
 45343 cm 150 x 240 in 59 X 94 1/8

DUVET QUILT



TR01 TR02 TR03 TR04 TR05 TR06

Trapunta 100% in raso di cotone, imbottitura interna
 in PES/antibatterico gr. 200, disegno a rombo
 100% cotton silk duvet anti-bacterial PES
 wadding gr. 200, diamond pattern
 45344 cm 280 x 240 in 110 2/8 X 94 4/8

DECORATIVE QUILT DUVET



TR01 TR02 TR03 TR04 TR05 TR06

Trapuntino 100% in raso di cotone, imbottitura interna
 in PES/antibatterico gr. 200, disegno a rombo
 100% decorative cotton silk duvet anti-bacterial PES
 wadding gr. 200, diamond pattern
 45345 cm 80 x 250 in 31 4/8 X 98 3/8

DUVET QUILT



DF01 DF02 DF03

Trapunta double-face 30% lana, 20% poliestere, 6% Nylon
 (Poliammide - PA) e 44% cotone. Imbottitura interna
 100% poliestere gr.200, disegno a rombo con impuntura.
 30% wool, 20% polyester, 6% PA and 44% cotton
 reversible quilt. 100% polyester wadding gr.200,
 diamond stitch pattern.
 45347 cm 280 x 240 in 110 1/4 X 94 1/2

DECORATIVE QUILT DUVET



DF01 DF02 DF03

Trapuntino double-face 30% lana, 20% poliestere, 6% Nylon
 (Poliammide - PA) e 44% cotone. Imbottitura interna
 100% poliestere gr.200, disegno a rombo con impuntura.
 30% wool, 20% polyester, 6% PA and 44% cotton
 reversible quilt. 100% polyester wadding gr.200,
 diamond stitch pattern.
 45348 cm 80 x 250 in 31 1/4 X 98 3/8

CUSHIONS



PC01 PC02 PC03 PC04 PC05

Cuscino in cachemire, disegno canestro, retro in maglia
 rasata con imbottitura interna e chiusura a bottoni.
 Cushion in cashmere, basket weave pattern, stocking
 stitch back with matching quilting and button-fastening.
 45349 cm 45 x 45 in 17 3/4 X 17 3/4

DECORATIVE CUSHIONS



NU01 NU02 NU03 NU04 NU05

Cuscino decorativo in seta, disegno nuvola,
 imbottitura interna
 Decorative cushion in silk, pattern "nuvola",
 matching quilting
 45346 cm 25 x 40 in 9 7/8 X 15 6/8




TAVOLI SCRITTOI E TAVOLINI

TABLES WRITING DESKS AND LOW TABLES

> Serie di tavoli rotondi, ovali e rettangolari con la base in massiccio di faggio lucidato. Il piano è disponibile in legno di faggio, ebano macassar, cristallo trasparente o cristallo bronzo stratificato. La versione con il piano in ebano macassar è disponibile solo in laccato nero opaco (fin. 70) o lucidato (fin. 54). I piani sono realizzati in legno tamburato ed impiallacciatura di faggio o ebano macassar lucidato naturale. Le piastre ed i distanziali sono in metallo nichel satinato. I puntali delle gambe sono in PVC nero.

> Series of round, oval and rectangular tables with the base in polished solid beech wood. The top is available in beech wood, ebony macassar, transparent crystal glass or bronze stratified crystal glass. The version with the top in ebony macassar is available only in matt black lacquered (finish 70) or polished (finish 54). The tops are in honeycomb board and natural polished beech wood or ebony macassar veneer. The plates and the spacers are in glazed nickel-plated metal. The foot-caps are in black PVC.

● con piano in cristallo e faggio, struttura disponibile nelle finiture: with top in crystal and beech wood, frame available in the finishes:




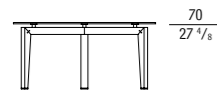
30 73 91 54

● con piano in ebano macassar, struttura disponibile nelle finiture: with top in ebony macassar, frame available in the finishes:

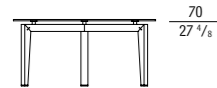
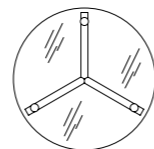


70 54

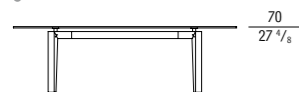




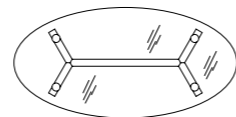
- 52280 Tavolo rotondo in faggio piano cristallo trasparente
Round table in beech wood transparent glass top
Ø cm 158 x h 72
Ø in 62 1/4 x h 28 3/8



- 52281 Tavolo rotondo in faggio piano bronzo stratificato
Round table in beech wood bronze stratified glass top
Ø cm 158 x h 72
Ø in 62 1/4 x h 28 3/8



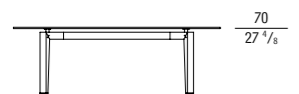
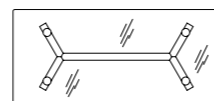
- 52282 Tavolo ovale in faggio piano cristallo trasparente
Oval table in beech wood transparent glass top
cm 248 x 123 x h 72
in 97 5/8 x 48 3/8 x h 28 3/8



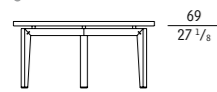
- 52283 Tavolo ovale in faggio piano bronzo stratificato
Oval table in beech wood bronze stratified glass top
cm 248 x 123 x h 72
in 97 5/8 x 48 3/8 x h 28 3/8



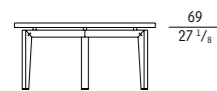
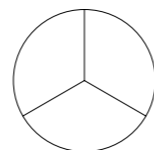
- 52284 Tavolo rettangolare in faggio piano cristallo trasparente
Rectangular table in beech wood transparent glass top
cm 230 x 105 x h 72
in 90 1/2 x 41 3/8 x h 28 3/8



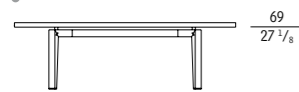
- 52285 Tavolo rettangolare in faggio piano bronzo stratificato
Rectangular table in beech wood bronze stratified glass top
cm 230 x 105 x h 72
in 90 1/2 x 41 3/8 x h 28 3/8



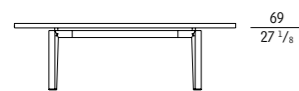
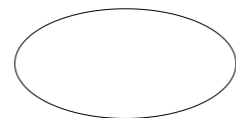
- 52490 Tavolo rotondo in faggio piano in faggio
Round table in beech wood top in beech wood
Ø cm 158 x h 74,5
Ø in 62 1/4 x h 29 3/8



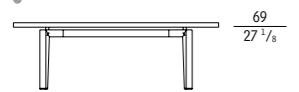
- 52495 Tavolo rotondo in faggio piano in ebano macassar
Round table in beech wood top in ebony macassar
Ø cm 158 x h 74,5
Ø in 62 1/4 x h 29 3/8



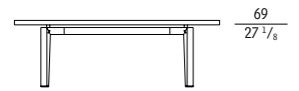
- 52491 Tavolo ovale in faggio piano in faggio
Oval table in beech wood top in beech wood
cm 248 x 123 x h 74,5
in 97 5/8 x 48 3/8 x h 29 3/8



- 52496 Tavolo ovale in faggio piano in ebano macassar
Oval table in beech wood top in ebony macassar
cm 248 x 123 x h 74,5
in 97 5/8 x 48 3/8 x h 29 3/8



- 52492 Tavolo rettangolare in faggio piano in faggio
Rectangular table in beech wood top in beech wood
cm 230 x 105 x h 74,5
in 90 1/2 x 41 3/8 x h 29 3/8



- 52497 Tavolo rettangolare in faggio piano in ebano macassar
Rectangular table in beech wood top in ebony macassar
cm 230 x 105 x h 74,5
in 90 1/2 x 41 3/8 x h 29 3/8





> Tavolo rotondo a tre gambe in massiccio di noce canaletto lucidato naturale (fin. 84). La struttura del piano è in alveolare di legno e alluminio mentre i piani sono disponibili in quattro versioni:

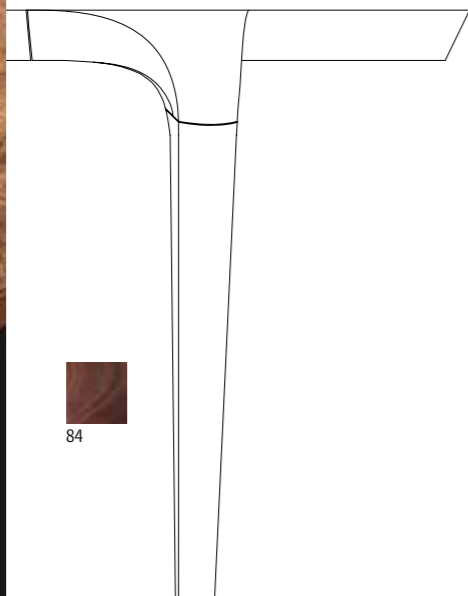
- impiallacciatura di ebano macassar fin. 34;
- pedulo di noce;
- cristallo colore glacé;
- cristallo colore bianco.

I puntali delle gambe e la piastra centrale sono in metallo nichelato satinato.

> Round table with three legs in natural polished solid walnut canaletto wood (fin. 84). The frame of the top is in alveolate of wood and aluminium while the tops are available in four versions:

- ebony macassar veneer fin. 34;
- walnut cluster;
- glacé crystal glass;
- white crystal glass.

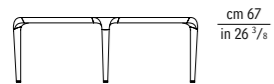
The leg tips and the central plate are in satin-finished nickel-plated metal.



84

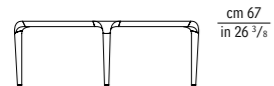
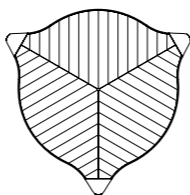
Innovativo tavolo rotondo caratterizzato dalle forme fluide. Riprende in maniera decisiva il particolare della gamba della scrivania Erasmo da cui si sviluppa una superficie dalla forma inedita, grazie anche al piano che confluisce su tre gambe. Il piano è disponibile in diverse versioni: ebano macassar, pedulo di noce, cristallo color glacé o cristallo color bianco. La sua configurazione ricercata permette di bilanciare le distanze tra i vari lati, in modo da sentirsi sempre vicini a coloro che condividono la nostra conversazione. Può essere quindi adatto sia a contesti residenziali sia ad ambienti di lavoro come tavolo riunione, luogo di incontro e formazione.

An innovative round table characterized by its fluid shape. It positively picks up the detail of the leg of the Erasmo desk from which an unusually shaped surface develops, thanks also to the top that flows on three legs. The top is available in different versions: macassar ebony, walnut cluster, glacé or white glass. Its refined configuration balances the distance between the various sides, allowing us to be close to those conversing with us. Therefore it is suitable for residential settings as well as work areas as a table for meetings and in meeting and training areas.



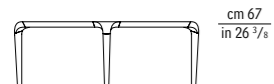
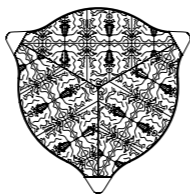
cm 67
in 26 ³/₈

- 51560 Piano in ebano macassar
Top in ebony macassar
Ø cm 180 x h 73
Ø in 70 ⁵/₈ x h 28 ³/₄



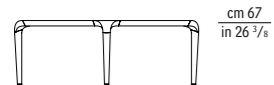
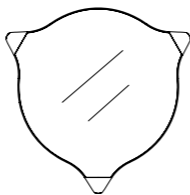
cm 67
in 26 ³/₈

- 51561 Piano in pedulo di noce
Top in walnut cluster
Ø cm 180 x h 73
Ø in 70 ⁵/₈ x h 28 ³/₄



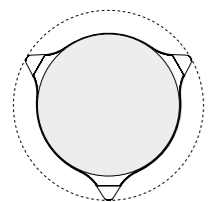
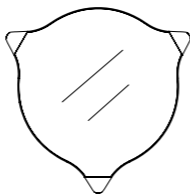
cm 67
in 26 ³/₈

- 51562 Piano in cristallo glacé
Top in glacé crystal glass
Ø cm 180 x h 73
Ø in 70 ⁵/₈ x h 28 ³/₄



cm 67
in 26 ³/₈

- 51563 Piano in cristallo bianco
Top in white crystal glass
Ø cm 180 x h 73
Ø in 70 ⁵/₈ x h 28 ³/₄



Ingombro totale | *Total size*
Ø cm 240 in 94 ¹/₂


Superficie utilizzabile | *Usable surface*
Ø cm 180 in 70 ⁵/₈





> Serie di tavoli rotondi e fissi dalla struttura in massiccio ed impiallacciatura di acero lucidato e particolari in metallo verniciato opaco. La base della colonna esibisce una ghiera poggiapiedi in metallo nichelato satinato. Sul piano, una piastra in metallo verniciato opaco prevede l'inserimento di un braccio girevole per l'utilizzo a vassoio o portacandele. I piedini sono regolabili per il livellamento. L'esclusivo sistema di allungabilità permette di mantenere il tavolo nella versione rotonda ampliandone la circonferenza. L'allungabilità si ottiene mediante dei supporti estraibili a scatto, inseriti nel piano in metallo nichelato satinato, che fanno da sostegno alle prolunghe. Il tavolo mantiene le caratteristiche strutturali di un tavolo fisso grazie al sistema di bloccaggio delle prolunghe.

> *Series of fixed round tables with the frame in polished solid maple and maple veneer, with inserts in matt painted metal. The base has a footrest in glazed nickel-plated metal. On the top, the matt painted metal plate can accommodate an optional revolving arm to be used as a tray or candle holder. The table can be levelled by means of adjustable feet. The exclusive extension mechanism allows the table to retain its circular shape. The table can be extended by means of extractable spring supports in glazed nickel-plated metal placed in the top, which support the extension leaf. The extended part can be blocked for optimal stability.*



28

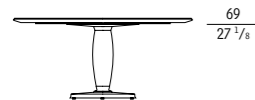
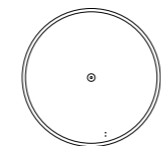
37

45

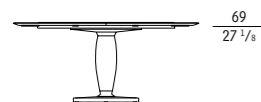
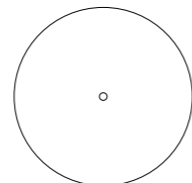




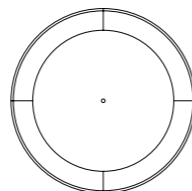
51840 Tavolo rotondo fisso in acero
Fixed round table in maple
Ø cm 130 x h 74
Ø in 51 1/8 x h 29 1/8



51841 Tavolo rotondo fisso in acero
Fixed round table in maple
Ø cm 163 x h 74
Ø in 64 1/8 x h 29 1/8



51845 Tavolo rotondo allungabile in acero
Round table in maple with extra leaf
Ø cm 130 x h 74
Ø in 51 1/8 x h 29 1/8
(Chiuso/ Closed)



Ø cm 170 x h 74
Ø in 67 x h 29 1/8
(Aperto/ Open)



51851 Piano girevole in acero
Revolving tray in maple
Ø cm 85 x h 3
Ø in 33 1/2 x h 1 1/8



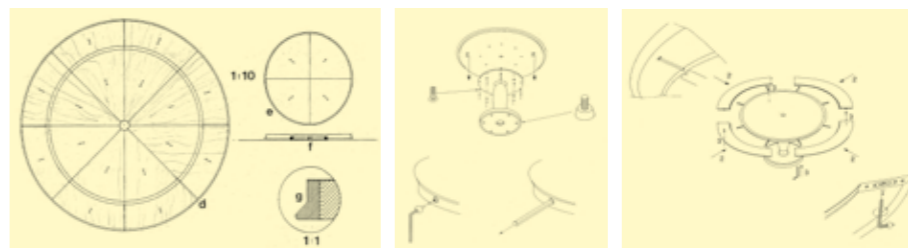
51852 Vassoio in alluminio verniciato
Tray in painted aluminium
Ø cm 40 x h 6
Ø in 15 3/4 x h 2 1/2



51853 Portacandela in alluminio verniciato
Candle-holder in painted aluminium
Ø cm 9,5 x h 5
Ø in 3 3/4 x h 2



51854 Braccio girevole in acero
Revolving arm in maple
Ø cm 26 x h 20
Ø in 10 1/4 x h 7 7/8



Quando si colpisce il legno col pugno, il suono è sgradevole; quando viene graffiato da una forchetta, porta l'impronta della nostra negligenza; quando è colpito dalla luce, ci raccoglie attorno ad una fonte di calore.

Tavolo, quindi, è sempre stato sinonimo di un piano di legno.

When wood is pounded by a fist, it makes an angry sound; when scratched by a fork, it leaves our mark of carelessness; when struck by light, it gathers us around a pool of warmth.

Table, therefore, has always been synonymous to a plane of wood.

Chi Wing Lo



> Tavolo rettangolare con base in massiccio di noce nazionale. La struttura del piano è composta da massiccio e da impiallacciatura di noce nazionale. I piani sono disponibili in due versioni:
 - bordo in massiccio di noce nazionale e top in pedulo di noce;
 - bordo in massiccio di noce nazionale e top in Sycamore frisè tinto bianco.

La lucidatura acrilica è disponibile in due versioni: naturale (fin.9) oppure noce tinto scuro (fin.10). La finitura 10 mantiene il Sycamore frisè tinto bianco. La fascia centrale del top è removibile per l'inserimento di una serie di accessori che permettono di diversificare l'utilizzo del tavolo. I puntali della base sono in metallo bronzato.

Accessori

- Kit a due vaschette;
- Porta candele;
- Coperchio del passacavo e box per multipresa.

Caratteristiche tecniche multipresa: tre prese universali (Europa, Schuko, America). La lucidatura acrilica per questi accessori in massiccio di noce nazionale è disponibile in due versioni: naturale (fin.9) o noce tinto scuro (fin.10).

- Vaschetta removibile portafiori in ottone bronzato a tenuta stagna.

> *Rectangular table with base in solid national walnut. The top frame is made up of solid wood and is national walnut veneered. The tops are available in two versions:*


- *profile in solid national walnut and top in walnut cluster;*
- *profile in solid national walnut and top in white painted Fiddleback Sycamore. The acrylic polishing is available in two versions: natural (fin.9) or dark painted walnut (fin.10). The finish 10 keeps the white painted Fiddleback Sycamore. The top central band is removable in order to insert a series of accessories that diversify the use of the table. The foot-caps of the base are in bronzed metal.*

Accessories

- *Kit of two trays;*
- *Candle holder;*
- *Cable holder cover and box for the adaptor.*

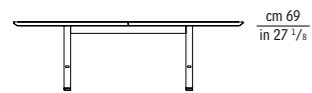
Technical characteristics of the adaptor: three universal sockets (Europe, Schuko, USA). The acrylic polishing for these accessories in solid national walnut is available in two versions: natural (fin.9) or dark painted walnut (fin.10).

- *Removable watertight flower tray in bronzed brass.*

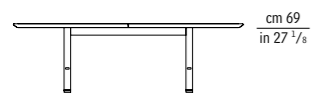
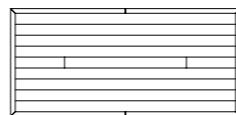


Ite è un tavolo rettangolare in cui design e funzione indagano per dare forma a nuove visioni non solo domestiche ma anche di contract. La funzione e la tecnica si intersecano per dar luogo a un prodotto ad alto contenuto funzionale ed estetico: la fascia centrale dell'insolito piano è removibile in modo da poter inserire molteplici accessori che ne diversificano l'utilizzo.

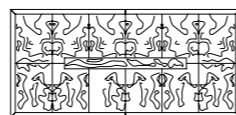
Ite is a rectangular table whose design and function give a new vision not only to home environments but to contract situations as well. Function and technique intertwine and bring about a highly functional and aesthetic product: the central band of the unusual top is removable so that a variety of accessories can be inserted in order to diversify its use.



- 50740 Piano in noce nazionale e sycamore frisé tinto bianco
Top in national walnut and white painted Fiddleback Sycamore
cm 245 x 115 x h 73
in 96 1/2 x 45 1/4 x h 28 3/4



- 50741 Piano in noce nazionale e pedulo di noce
Top in national walnut and walnut cluster
cm 245 x 115 x h 73
in 96 1/2 x 45 1/4 x h 28 3/4



- 50750 Kit a due vaschette in noce nazionale
Kit of two trays in national walnut



- 50751 Porta candele in noce nazionale per art. 50750
Candle holder in national walnut for item nr. 50750



- 50752 Coperchio passacavo e box per multipresa in noce nazionale per art. 50750
Cable holder cover and box for adaptor in national walnut for item nr. 50750



- 50753 Vaschetta removibile portafiori in ottone bronzato per art. 50750
Removable flower tray in bronzed brass for item nr. 50750



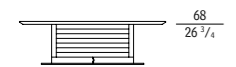
Particolari delle due versioni del top del tavolo ITE.

A sinistra piano in pedulo di noce, legno caratterizzato dalla presenza di aspetti estetici originali con particolari variazioni cromatiche.
A destra piano in acero Sycomore frisé tinto bianco che si distingue per il colore chiarissimo e la fibra dura.

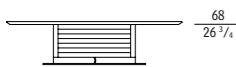
Details of the two versions of the top of ITE table.

*On the left, top in walnut cluster characterized by the presence of original aesthetic aspects with particular colour changes.
On the right, top in white painted Fiddleback Sycamore that has a hard fibre and is very light in colour.*

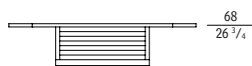
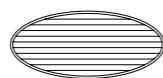





51880 Tavolo ovale in acero
Oval table in maple
cm 250 x 121 x h 74
in 98 3/8 x 47 5/8 x h 29 1/8




51881 Tavolo ovale in acero
Oval table in maple
cm 300 x 131 x h 74
in 118 1/8 x 51 5/8 x h 29 1/8



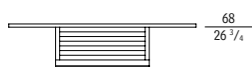

51885 Tavolo rettangolare allungabile in acero
Rectangular table in maple with extensions
cm 240÷320 x 110 x h 74
in 94 1/2 ÷ 126 x 43 1/4 x h 29 1/8




51886 Tavolo rettangolare in acero
Rectangular table in maple
cm 240 x 110 x h 74
in 94 1/2 x 43 1/4 x h 29 1/8




51887 Tavolo rettangolare in acero
Rectangular table in maple
cm 280 x 110 x h 74
in 110 1/4 x 43 1/4 x h 29 1/8



51888 Tavolo rettangolare in acero
Rectangular table in maple
cm 320 x 110 x h 74
in 126 x 43 1/4 x h 29 1/8




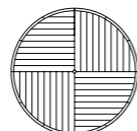
51889 Tavolo rettangolare doppio in acero
Double rectangular table in maple
cm 420 x 110 x h 74
in 165 3/8 x 43 1/4 x h 29 1/8



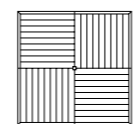
51891 Tavolo rotondo in acero
Round table in maple
Ø cm 180 x h 74
in 70 7/8 x 29 1/8



51890 Tavolo rotondo in acero
Round table in maple
Ø cm 250 x h 74
in 98 3/8 x 29 1/8



51895 Tavolo quadrato in acero
Square table in maple
cm 220 x 220 x h 74
in 86 5/8 x 86 5/8 x h 29 1/8



51892 Piano girevole cristallo glacé
Lazy Susan in glacé crystal glass
Ø cm 90 x h 4 Ø in 35 3/8 x h 1 5/8



51893 Piano girevole cristallo bianco
Lazy Susan in white crystal glass
Ø cm 90 x h 4 Ø in 35 3/8 x h 1 5/8



Il semplice supporto a colonna centrale della serie di tavoli Ivi consente di disporre i posti a sedere in maniera flessibile. Di dimensioni generose, questi tavoli non sono soltanto pensati per riunioni di alto livello e pranzi prestigiosi, ma trovano una collocazione ideale anche in spazi con speciali identità.

The simple central column support of Ivi tables series enables flexible seating arrangement. With generous dimensions, these tables are not just for board meeting, grand banquet, but also for space with special identity.

Chi Wing Lo



> Serie di tavoli con il piano rettangolare, rotondo o ovale in cristallo stratificato disponibile nei colori bianco e glacé. La struttura della parte interna della colonna è in multistrato di pioppo, mentre quella esterna presenta parti impiallacciate e altre in massiccio di acero lucidato. Le piastre di fissaggio del cristallo sono in acciaio inox. La base e lo zoccolo della colonna sono in alluminio verniciato, con inserti in acciaio inox.

- Tavolo rotondo con piano girevole di diametro 150 cm (in 59) posizionato al centro del piano e disponibile nelle versioni cristallo bianco o glacé. La struttura interna della colonna è in multistrato curvato, mentre quella esterna presenta parti impiallacciate ed altre in massiccio d'acero; il piano è impiallacciato di acero lucidato con il bordo in legno di acero massiccio. La base e lo zoccolo della colonna sono in alluminio verniciato, con inserti in acciaio inox.


> *Series of tables with rectangular, round or oval tops, in stratified crystal glass available in white or glacé colours. The internal column frame is in poplar plywood while the external one presents some parts in veneer and some others in polished solid maple. The crystal glass fixing plates are in stainless steel. The base and the column plinth are in painted aluminium, with inserts in stainless steel.*

- *Round table with lazy Susan inside the top, with diameter of 150 cm (in 59) and available in white or glacé crystal glass. The internal column frame is in curved multilayer, while the external one presents some parts in veneer and some others in solid maple; the top is in polished maple veneer with the profile in solid maple wood. The base and the column plinth are in painted aluminium, with inserts in stainless steel.*



La nuova interpretazione del tavolo Ivi svela una natura poliedrica che nasce dall'unione equilibrata di materiali diversi: legno, alluminio, acciaio inox e cristallo. La versione con il piano rotondo può essere dotata di un pratico lazy Susan in cristallo che permette di amplificare la funzionalità del tavolo e di arricchirne l'estetica con un dettaglio di ricercatezza.

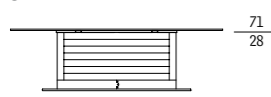
The new interpretation of the Ivi table unveils a versatile nature which comes from a balanced combination of different materials: wood, aluminium, stainless steel, and glass. The round top version can be equipped with a handy glass lazy Susan so the table is more functional and its aesthetics is enriched by a stylish detail.



28

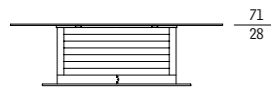
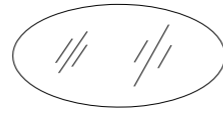
37

45



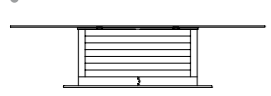
71
28

52880 Tavolo ovale in acero piano cristallo bianco
Oval table in maple white crystal glass top
cm 250 x 121 x h 72,5
in 98 ³/₈ x 47 ⁵/₈ x h 28 ¹/₂



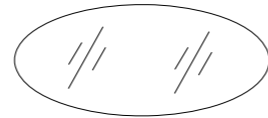
71
28

52881 Tavolo ovale in acero piano cristallo glacé
Oval table in maple glacé crystal glass top
cm 250 x 121 x h 72,5
in 98 ³/₈ x 47 ⁵/₈ x h 28 ¹/₂



71
28

52882 Tavolo ovale in acero piano cristallo bianco
Oval table in maple white crystal glass top
cm 300 x 131 x h 72,5
in 118 ¹/₈ x 51 ⁵/₈ x h 28 ¹/₂



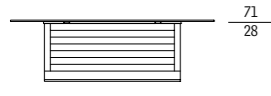
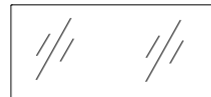
71
28

52883 Tavolo ovale in acero piano cristallo glacé
Oval table in maple glacé crystal glass top
cm 300 x 131 x h 72,5
in 118 ¹/₈ x 51 ⁵/₈ x h 28 ¹/₂



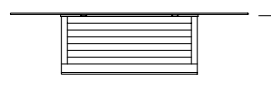
71
28

52884 Tavolo rettangolare in acero piano cristallo bianco
Rectangular table in maple white crystal glass top
cm 240 x 110 x h 72,5
in 94 ¹/₂ x 43 ¹/₄ x h 28 ¹/₂



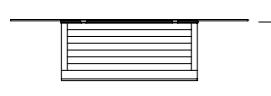
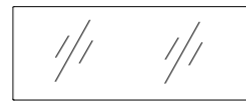
71
28

52885 Tavolo rettangolare in acero piano cristallo glacé
Rectangular table in maple glacé crystal glass top
cm 240 x 110 x h 72,5
in 94 ¹/₂ x 43 ¹/₄ x h 28 ¹/₂



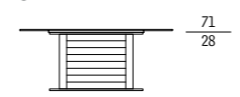
71
28

52886 Tavolo rettangolare in acero piano cristallo bianco
Rectangular table in maple white crystal glass top
cm 280 x 110 x h 72,5
in 110 ¹/₄ x 43 ¹/₄ x h 28 ¹/₂



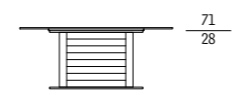
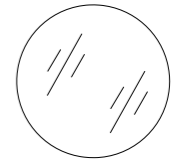
71
28

52887 Tavolo rettangolare in acero piano cristallo glacé
Rectangular table in maple glacé crystal glass top
cm 280 x 110 x h 72,5
in 110 ¹/₄ x 43 ¹/₄ x h 28 ¹/₂



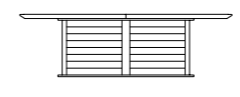
71
28

52888 Tavolo rotondo in acero piano cristallo bianco
Round table in maple white crystal glass top
Ø cm 180 x h 72,5
Ø in 70 ⁷/₈ x h 28 ¹/₂



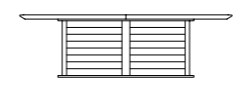
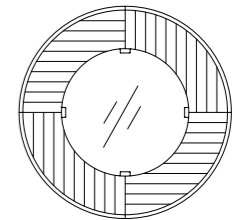
71
28

52889 Tavolo rotondo in acero piano cristallo glacé
Round table in maple glacé crystal glass top
Ø cm 180 x h 72,5
Ø in 70 ⁷/₈ x h 28 ¹/₂



cm 68
26 ³/₄

51896 Tavolo rotondo in acero piano girevole cristallo bianco
Round table in maple lazy Susan in white crystal glass
Ø cm 250 x h 74
Ø in 98 ³/₈ x h 29 ¹/₈

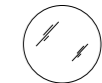


cm 68
26 ³/₄

51897 Tavolo rotondo in acero piano girevole cristallo glacé
Round table in maple lazy Susan in glacé crystal glass
Ø cm 250 x h 74
Ø in 98 ³/₈ x h 29 ¹/₈



51892 Piano girevole cristallo glacé
Lazy Susan in glacé crystal glass
Ø cm 90 x h 4
Ø in 35 ³/₈ x h 1 ⁵/₈

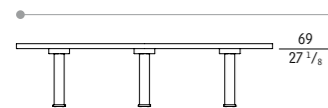


51893 Piano girevole cristallo bianco
Lazy Susan in white crystal glass
Ø cm 90 x h 4
Ø in 35 ³/₈ x h 1 ⁵/₈

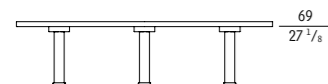
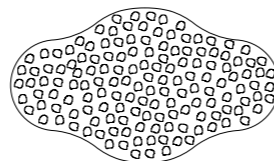


> Tavolo da pranzo con il piano in alveolare di alluminio e resina epossidica di colore nero o bianco, con gli inserti in massiccio di pau ferro. La lucidatura è brillante. Le gambe sono in vetro soffiato di colore nero, con spessore idoneo a garantire la stabilità del piano; inoltre, sono dotate di puntale superiore e piede in multistrato di faggio rivestito in metallo cromo opaco. Il tavolo è disponibile in due dimensioni.

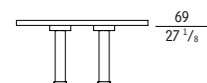
> Dining table with the top in alveolate of aluminium and black and white epoxy resin, with the inserts in solid pau ferro and brilliant polished. The legs are in black blown glass and thick to ensure the top stability; they are equipped with upper tip and foot-cap in multilayer beech wood covered in metal, with dull chrome finishing. The table is available in two sizes.



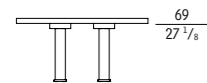
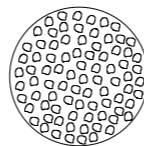
50020 Tavolo nero finitura brillante
Brilliant finish black table
cm 280 x 172 x h 73
in 110 1/4 x 67 3/8 x h 28 3/4




50022 Tavolo bianco finitura brillante
Brilliant finish white table
cm 280 x 172 x h 73
in 110 1/4 x 67 3/8 x h 28 3/4



50021 Tavolo rotondo nero finitura brillante
Round brilliant finish black table
Ø cm 160 x h 73
in 63 x h 28 3/4



50023 Tavolo rotondo bianco finitura brillante
Round brilliant finish white table
Ø cm 160 x h 73
in 63 x h 28 3/4



Fino a 500 tasselli in Pau ferro posizionati a mano sul piano rendono il tavolo Theo unico e irripetibile.
Le gambe in vetro soffiato sono di grande fascino estetico.

*Up to 500 pieces of Pau Ferro positioned by hand on the top make the Theo table unique and unrepeatable.
The legs in blown glass are of great aesthetic appeal.*




> Serie di tavoli nelle versioni con il piano rotondo, quadrato, rettangolare ed ovale, impiallacciato in piuma di Cerejeira lucidato e disponibile in due finiture: naturale (fin. 86) o lucidato in tinta scura (fin. 87). L'intarsio del piano può avere 12 o più spicchi a seconda delle dimensioni della lastra di Cerejeira. La struttura del piano è in multistrato e piuma di Cerejeira. Le gambe sono in massiccio di faggio rivestito in cuoio in diverse tonalità di colore e sono dotate di angolari metallici per il fissaggio. I puntali sono in PVC nero.

Nota: la piuma di Cerejeira si trova nella zona centrale del Brasile (Mato Grosso, Rondonia), in Bolivia e nel nord dell'Argentina. L'albero raggiunge mediamente i 20/22 metri di altezza, con un diametro a petto d'uomo di circa 80 cm. La crescita spesso irregolare dei fusti, con basse biforcazioni, permette di realizzare piume di notevole effetto.

> Series of tables with the top available in the round, square, rectangular or oval versions and in natural polished (fin. 86) or dark finished (fin. 87) Cerejeira crotch. The top inlays can be in 12 or more segments and they vary according to the dimensions of the Cerejeira crotch.

The structure of the top is in multi-layer and Cerejeira crotch. The legs are in solid beech wood covered in saddle leather of various colour shades and are equipped with metallic corner pieces for fixing. The tips are in black PVC.

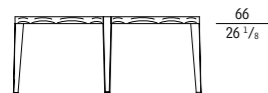
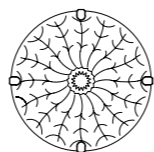
Note: Cerejeira crotch comes from the central region of Brazil (Mato Grosso, Rondonia), from Bolivia and northern Argentina. The average size of the tree is 20/22 metres with a diameter of the size of a man's chest, about 80 cm. The frequent irregular growth rate of the trunk, with low branches, enables very effective 'crotch' to be obtained.





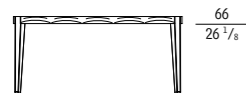
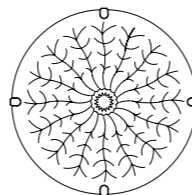
61260

Tavolo in Cerejeira rotondo
con gambe in cuoio
*Round table in Cerejeira
with legs in saddle leather*
Ø cm 130 x h 73
Ø in 51 ¹/₈ x h 28 ³/₄



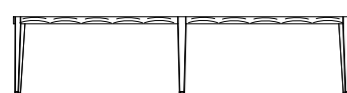
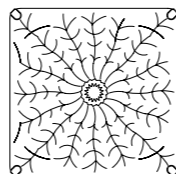
61261

Tavolo in Cerejeira rotondo
con gambe in cuoio
*Round table in Cerejeira
with legs in saddle leather*
Ø cm 175 x h 73
Ø in 68 ⁷/₈ x h 28 ³/₄



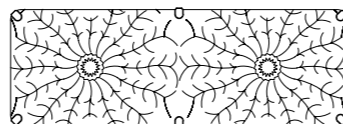
61262

Tavolo in Cerejeira quadrato
con gambe in cuoio
*Square table in Cerejeira
with legs in saddle leather*
cm 160 x 160 x h 73
in 63 x 63 x h 28 ³/₄




61263

Tavolo in Cerejeira rettangolare
con gambe in cuoio
*Rectangular table in Cerejeira
with legs in saddle leather*
cm 320 x 110 x h 73
in 126 x 43 ³/₈ x h 28 ³/₄



61264

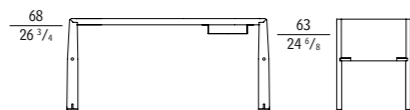
Tavolo in Cerejeira ovale
con gambe in cuoio
*Oval table in Cerejeira
with legs in saddle leather*
cm 230 x 110 x h 73
in 90 ¹/₂ x 43 ³/₈ x h 28 ³/₄



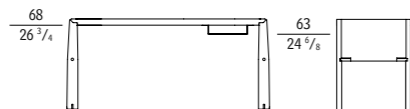


> Scrittoio con la struttura in massiccio di acero lucidato naturale o pau ferro lucidato a cera. Il cassetto in cuoio, in diverse tonalità di colore, è dotato di un inserto in metallo. I puntali delle gambe sono in metallo nichel satinato. Il rivestimento in cuoio è disponibile in diverse tonalità di colore ed è completamente sfoderabile.

> Desk with natural polished solid maple or wax polished pau ferro structure. The drawer, in various shades of saddle leather, has a metal insert. The leg tips are in brushed nickel metal. The completely removable covering is available in various shades of saddle leather.



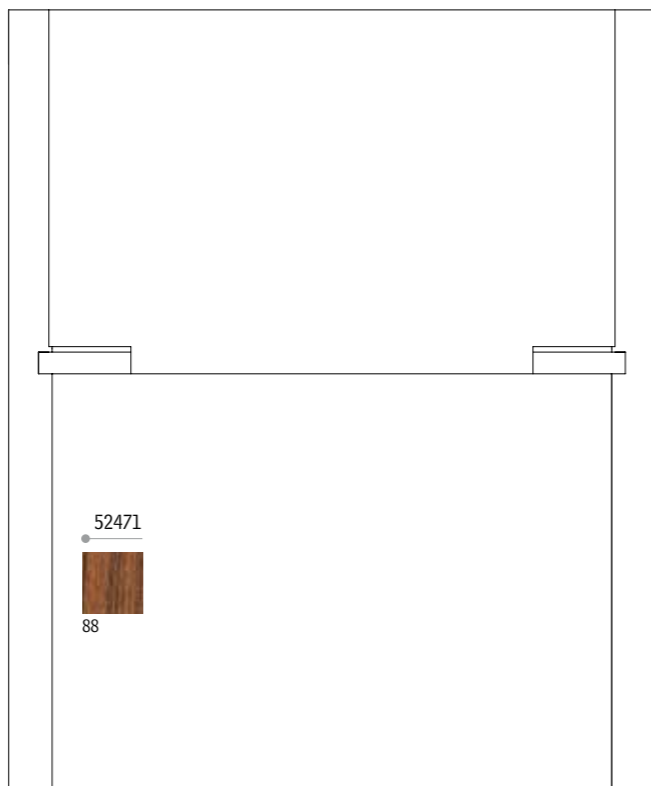

52470 Scrittoio in acero
Writing desk in maple wood
cm 165 x 59,5 x h 73,5
in 65 x 23 3/8 x h 28 7/8



52471 Scrittoio in pau ferro
Writing desk in pau ferro
cm 165 x 59,5 x h 73,5
in 65 x 23 3/8 x h 28 7/8



52475 Cassetto supplementare per scrittoio
Additional drawer for writing desk
cm 43 x 51 x h 8,5
in 16 7/8 x 20 x h 3 3/8



> Scrivania direzionale con la struttura, il piano e la cassettera in massiccio ed impiallacciatura in noce nazionale disponibile nelle finiture naturale (fin. 24), tabacco (fin. 92) e noce scuro (fin. 12). La gamba ed il raccordo con il piano sono in noce canaletto, con finitura naturale (fin. 84). I piani sono disponibili in quattro versioni:

- impiallacciatura di ebano macassar fin. 34;
- impiallacciatura di ebano macassar fin. 34, con passacavo e multi presa;
- in cuoio in diverse tonalità;
- in cuoio in diverse tonalità, con passacavo e multi presa.

La multi-presa, posta all'interno del piano, è predisposta per 3 prese schuko o 3 prese UK o 3 prese USA + 2 RJ45. Su entrambi i fianchi del piano si trovano, di serie, due cassetti estraibili, al fine di poter utilizzare la scrivania con la cassettera sia a destra che a sinistra; il fondo dei cassetti è in cuoio naturale, per le versioni con il piano in ebano, o coordinato al piano nella versione in cuoio. La cassettera a tre cassetti, due bassi ed uno alto, è in multistrato curvo impiallacciato in noce nazionale. Ogni cassetto ha un sistema di apertura indipendente, grazie a dei distanziali in Arnite inseriti lungo un'asta di metallo, che permette ai cassetti di ruotare di 360°. Inoltre, di serie, vi è un particolare sistema posto all'interno della cassettera che consente l'apertura dei cassetti in un senso. La cassettera è dotata, di serie, di due serrature meccaniche per la chiusura a destra o a sinistra. I pomoli, in noce nazionale con finitura coordinata alla struttura, hanno i particolari in metallo nichelato satinato. La base della cassettera ed il puntale della gamba sono in metallo nichelato satinato.

ACCESSORI INTERNI

Per i cassetti posti sotto il piano, a destra e a sinistra, sono previsti:

- un divisorio interno in noce nazionale con finitura coordinata alla struttura e, incluso, un portapenne con la finitura floccata testa di moro;
- un piano di appoggio interno, in cuoio naturale, per le versioni con il piano in ebano, o coordinato al piano nella versione in cuoio;
- pannello di cortesia in multistrato curvo ed impiallacciatura di noce nazionale con finitura coordinata alla struttura. Una cerniera permette di aprire e richiudere il pannello che è fissato alla struttura della cassettera, già predisposta per il montaggio dello stesso sia a destra che a sinistra. La presenza di una scivolante, posta alla base del pannello, ne agevola il movimento.

NB: In fase di ordine, si prega di indicare la posizione d'uso del pannello di cortesia, se a destra o a sinistra.

> Executive desk with the frame, the top and the chest of drawers in solid national walnut veneer; available in natural finish (fin.24), tobacco colour finish (fin. 92) and dark walnut (fin. 12). The leg and the join between the top and the leg are in walnut canaletto wood with natural finish (fin. 84).

The tops are available in four versions:

- ebony macassar veneer fin. 34;
- ebony macassar veneer fin. 34, with cable holder and adaptor;
- in various shades of saddle leather;
- in various shades of saddle leather, with cable holder and adaptor.


The adaptor, placed in the top, is predisposed for 3 schuko sockets, or 3 UK sockets, or 3 USA sockets + 2 RJ45. On both sides of the top, there are two standard, extractable drawers so that the desk may be used either on the right or on the left side; the base of the drawers is either in natural saddle leather for the versions with the top in ebony or in saddle leather as that for the top. The chest with 3 drawers, two shallow and one deep, is in curved multi-layer, veneered national walnut. Each drawer has an independent opening system that can rotate 360° thanks to Arnite spacers, inserted along the metal rod. In the standard version, a special system on the inside of the chest of drawers allows the drawers to open in one direction. The chest of drawer is equipped with two standard mechanical locks for right or left fastening. The knobs are in national walnut wood with the finish matching with the frame and details in satin-finished nickel metal. The base of the chest of drawers, and the tip of the leg are in satin-finished nickel metal.

INTERNAL ACCESSORIES

For the drawers on the right and left under the top, the following accessories are available:

- an internal separator in national walnut with finish matching with the frame; a pen holder with the dark brown flock application is included;
- an internal sliding top in natural saddle leather for the versions with the top in ebony or in saddle leather as that for the top;
- a modesty panel in curved multi-layer, veneered national walnut with the finish matching with the frame. The panel is hinged for opening and closing and it is fixed to the structure of the chest of drawers, which has been already predisposed for right or left-hand mounting. A runner has been placed on the base of the panel to facilitate movement.

Note: it is necessary to specify the right or left-hand mounting of the modesty panel, when the order is submitted.

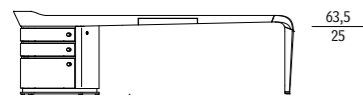


24

92

12

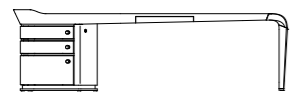
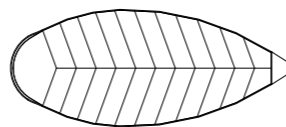




63,5
25

50101

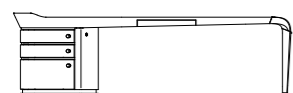
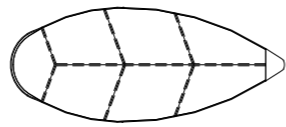
Scrivania con piano in ebano macassar
Desk top in ebony macassar
cm 261,5 x 110 x h 73
in 103 x 43 ³/₈ x h 28 ³/₄



63,5
25

50102

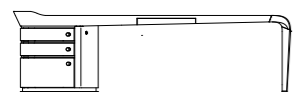
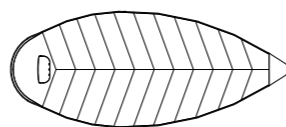
Scrivania con piano in cuoio
Desk top in saddle leather
cm 261,5 x 110 x h 73
in 103 x 43 ³/₈ x h 28 ³/₄



63,5
25

50104

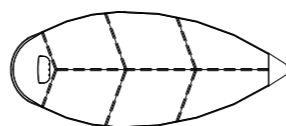
Scrivania con piano in ebano macassar,
passacavi e multipresa
Desk top in ebony macassar
with cable holder and adaptor
cm 261,5 x 110 x h 73
in 103 x 43 ³/₈ x h 28 ³/₄



63,5
25

50105

Scrivania con piano in cuoio,
passacavi e multipresa
Desk top in saddle leather
with cable holder and adaptor
cm 261,5 x 110 x h 73
in 103 x 43 ³/₈ x h 28 ³/₄



50108

Divisorio cassetto destro
Separator for right hand drawer



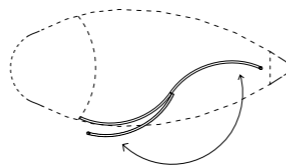
50109

Divisorio cassetto sinistro
Separator for left hand drawer



50110

Pannello di cortesia: in fase di ordine,
è necessario definire il montaggio del
pannello di cortesia a destra o a sinistra
Modesty panel: it must be stipulated
at the time of ordering whether the modesty
panel is to be mounted on the left or right



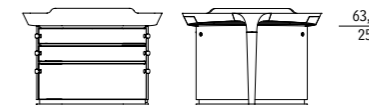
50111

Piano interno per cassetto destro
Internal top for right hand drawer



50112

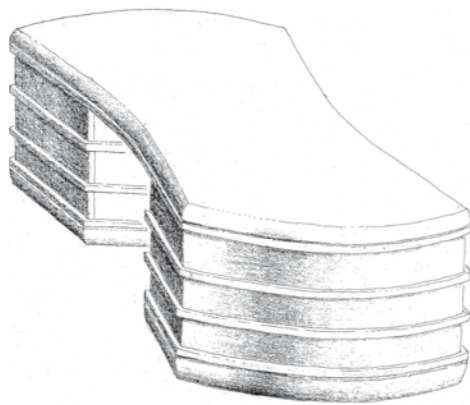
Piano interno per cassetto sinistro
Internal top for left hand drawer



63,5
25



> Scrivania direzionale in multistrato, pannello di fibre di legno ed impiallacciatura di pau ferro lucidato. Il piano ha un'impiallacciatura di pau ferro post formato. Vi è la possibilità di inserire un passacavo in massiccio di pau ferro a destra, a sinistra o ad ambo le parti. Le cassettiere sono dotate di una serratura meccanica e dispongono di tre cassetti uguali a destra e di due cassetti a sinistra di cui uno piccolo ed uno più grande, fornito di schedario di serie. I cassetti sono dotati di guide scorrevoli a scomparsa ad estrazione totale e sistema silent system. Sulla parte posteriore delle cassettiere è previsto, di serie, un vano accessibile attraverso due piccole ante, utilizzabile per il passaggio dei cavi e per usufruire degli accessori. Un tiretto centrale, situato tra le due cassettiere, è previsto di serie. Il tiretto si caratterizza al suo interno per la presenza di divisori rivestiti in cuoio naturale per ospitare fogli e penne. Le basi delle cassettiere sono in alluminio estruso satinato protetto.



Léon

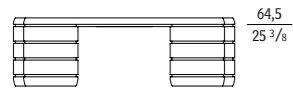
> Executive desk in plywood, wood fibres board and veneered polished pau ferro. The top is in post molded pau ferro veneer. The cable holder is in solid pau ferro and it may be inserted on the right, left or on both sides.

The chests of drawers are equipped with a mechanic lock and they have three identical drawers on the right and two drawers on the left side: one is small and the other is bigger with a series file holder. The completely removable drawers come on disappearing runners and are equipped with silent system closing. On the back of the chest of drawers, two small doors lead to a standard series compartment that can be used for accommodating cables or using accessories. A central drawer is placed between the two chests of drawers and it is characterized by the presence of compartments inside, for pens and paper, which are covered with natural saddle leather. The bases of the chests of drawers are in brushed and coated extruded aluminium.

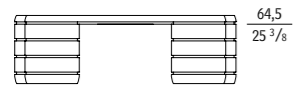
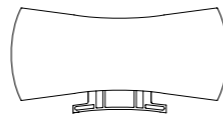


83

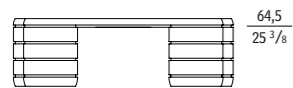
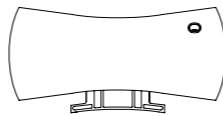




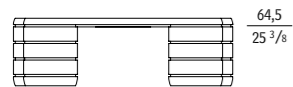
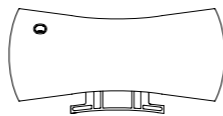
53040 Scrivania piano senza passacavo
Writing desk top without cable holder
cm 240 x 103 x h 74
in 94 1/2 x 40 1/2 x h 29 1/8




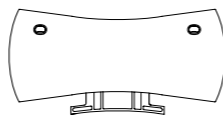
53041 Scrivania piano con passacavo a destra
Writing desk top with cable holder on right
cm 240 x 103 x h 74
in 94 1/2 x 40 1/2 x h 29 1/8



53042 Scrivania piano con passacavo a sinistra
Writing desk top with cable holder on left
cm 240 x 103 x h 74
in 94 1/2 x 40 1/2 x h 29 1/8




53043 Scrivania piano con passacavo a destra e sinistra
Writing desk top with cable holder on right and left
cm 240 x 103 x h 74
in 94 1/2 x 40 1/2 x h 29 1/8



53044 Pannello di cortesia
Modesty panel
cm 96 x h 55
in 37 3/4 x h 21 5/8



53047 Multipresa interno cassettiera
Multi-socket inside chest of drawers

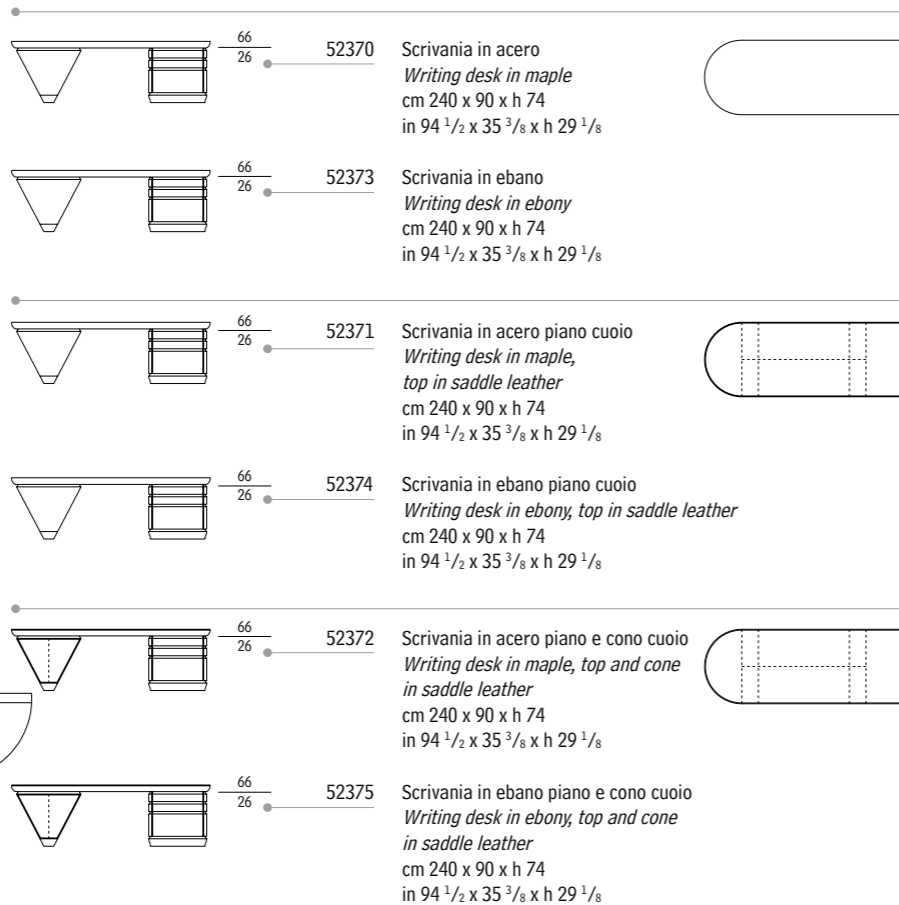


> Serie di scrivanie direzionali disponibili nelle seguenti versioni:


- completamente in acero con la cassettera ed il cono in acero/ con il piano in cuoio e la cassettera in acero/ con il piano ed il cono in cuoio;
- completamente in ebano macassar con la cassettera ed il cono in ebano macassar/ con il piano in cuoio e la cassettera in ebano macassar/ con il piano ed il cono in cuoio.

> Series of executive writing desks available in the following versions:

- all in maple with the chest of drawers and the cone in maple/ with the top in saddle leather and the chest of drawers in maple/ with the top and the cone in saddle leather;
- all in ebony macassar with the chest of drawers and the cone in ebony macassar/ with the top in saddle leather and the chest of drawers in ebony macassar/ with the top and the cone in saddle leather.



52370 - 52371 - 52372



52373 - 52374 - 52375



Nel moderno ambiente d'ufficio uniforme, evanescente, scarno, affollato, nervoso, iperilluminato, Scriptor e Selectus creano un'oasi di serenità formale, presenza corporea e comfort elegante.

In the uniform, evanescent, disembodied, crowded, nervous, overlit modern office environment, the Scriptor and Selectus will form an oasis of formal serenity, corporal presence and elegant comfort.

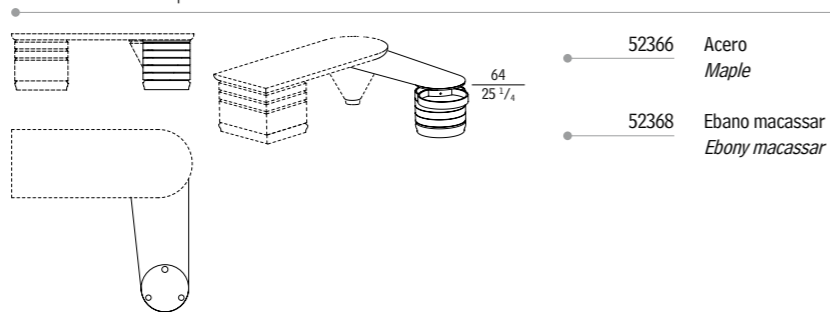
Léon Krier



> Penisola per scrittoio Scriptor con i piani in cristallo extra chiaro. La cassettera cilindrica dispone di cinque cassetti. Essi si caratterizzano per un'apertura a 180° indipendente, in multistrato curvato nelle versioni in acero o in ebano macassar lucidato, con l'interno dei cassetti in acero. La base è in massiccio di alluminio, ricavato per estrusione, con la finitura satinata e protetta da una verniciatura trasparente. I pomoli sono in metallo satinato protetti con una verniciatura. Vi è la possibilità di disporre la penisola sia a destra che a sinistra della scrivania. Per le scrivanie prodotte precedentemente, il montaggio della penisola è realizzabile solo riducendo il puntale del cono di 15 mm. Tutte le scrivanie prodotte a partire dal Salone 2007 sono già dotate di una particolare lavorazione sul puntale del cono che permette di montare la penisola.

> Side worktop for Scriptor desk with extra clear crystal glass tops. The cylindrical chest is composed of five drawers that have an independent 180° opening, in curved multilayer wood available in maple wood or in polished ebony macassar with the internal part of the drawer in maple wood. The base is in solid extruded aluminium with satin finish and protective transparent varnish. The knobs are in satin metal with protective varnish. It is possible to have left or right side worktop. For previously manufactured desks, the assembly of the worktop is obtainable by reducing the tip of the cone by 15 mm. The new desks produced from the 2007 Fair have the cone realized in such a way that the side worktop can be inserted.

PENISOLA DESTRA | RIGHT WORKTOP



PENISOLA SINISTRA | LEFT WORKTOP



Misura massima penisola + scrivania | Max. size worktop + writing desk
 cm 240 x 238 x h 74 in 94 1/2 x 93 3/4 x h 29 1/8

Misura sfruttabile piano penisola | Usable worktop size
 cm 157 x 75 ÷ 62 x h 66 in 61 6/8 x 29 1/2 ÷ 24 3/8 x h 26


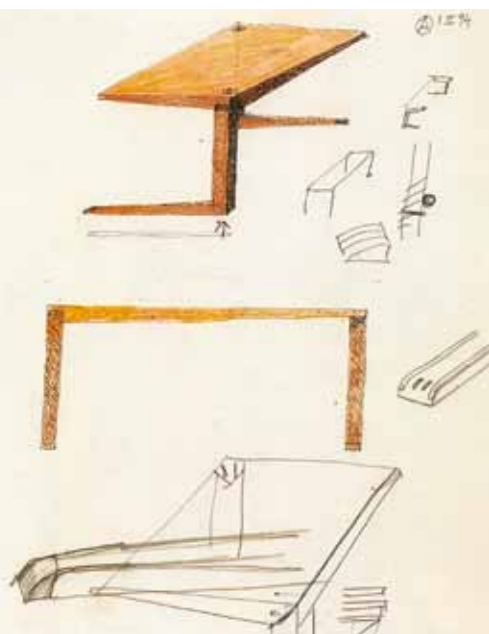




ZENO | Massimo Scolari 1994

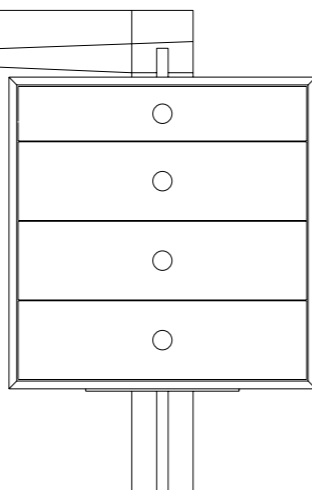
> Scrittoio con la struttura in faggio massiccio lucidato. Il piano è in gomma liquida o con l'impiallacciatura di ebano lucidato. Il basamento presenta degli inserti in massiccio di ebano ed i poggiapiedi in alluminio anodizzato. I puntali delle gambe sono in PVC nero con i piedini regolabili in altezza. Per lo scrittoio Zeno, la cassettera è dotata di due o quattro cassetti con le guide scorrevoli a scomparsa. La struttura ha un'impiallacciatura di faggio. I supporti ed i pomoli sono in alluminio verniciato.

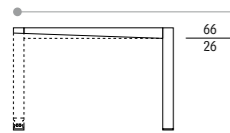
> Writing desk with the frame in polished solid beech wood. The top is in liquid rubber or in polished ebony veneer. The base has solid ebony details and protective anodized aluminium guards. The foot-caps are in black PVC with adjustable feet. For the Zeno desk, the chest of drawers is available with either two or four drawers with receding glides. The frame is in beech wood veneer. The supports and the knobs are in painted aluminium.



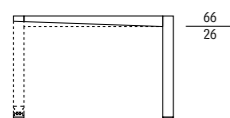
Zeno è attenzione per i dettagli: il tenone, piccolo pezzo in multistrato di faggio, è incastonato nella giuntura superiore del tavolo ed è attraversato da una spina di legno. Il basamento è già strutturato per ospitare la cassettera.

Zeno is synonymous with attention to detail: the tenon, a small piece in multilayer beech wood, is inserted into the upper joint of the table and this, in turn, is crossed by a wedge. The basement is already arranged to host the chest of drawers.

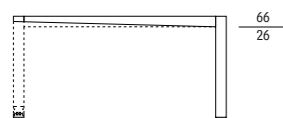




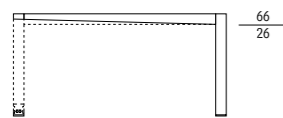
51380 Scrittoio in faggio piano ebano
Writing desk in beech wood, ebony top
cm 120 x 80 x h 73,5 in 47 1/4 x 31 1/2 x h 29



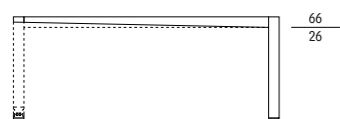
51381 Scrittoio in faggio piano laccato in gomma liquida
Writing desk in beech wood, liquid rubber lacquered top
cm 120 x 80 x h 73,5 in 47 1/4 x 31 1/2 x h 29



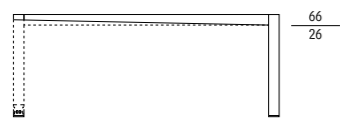
51383 Scrittoio in faggio piano ebano
Writing desk in beech wood, ebony top
cm 160 x 80 x h 73,5 in 63 x 31 1/2 x h 29



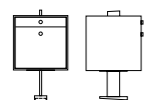
51384 Scrittoio in faggio piano laccato in gomma liquida
Writing desk in beech wood, liquid rubber lacquered top
cm 160 x 80 x h 73,5 in 63 x 31 1/2 x h 29



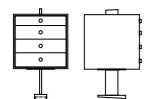
51386 Scrittoio in faggio piano ebano
Writing desk in beech wood, ebony top
cm 200 x 80 x h 73,5 in 78 3/4 x 31 1/2 x h 29



51387 Scrittoio in faggio piano laccato in gomma liquida
Writing desk in beech wood, liquid rubber lacquered top
cm 200 x 80 x h 73,5 in 78 3/4 x 31 1/2 x h 29



51378 Cassettiera in faggio - 2 cassetti
Chest of drawers in beech wood - 2 drawers
cm 42 x 40 x h 65 in 16 1/2 x 15 3/4 x h 25 1/2




51379 Cassettiera in faggio - 4 cassetti
Chest of drawers in beech wood - 4 drawers
cm 42 x 40 x h 65 in 16 1/2 x 15 3/4 x h 25 1/2



> Serie di tavoli bassi rotondi con il piano in legno di faggio, ebano macassar, cristallo trasparente o bronzo stratificato. La base è in massiccio di faggio lucidato. La versione con il piano in ebano macassar è disponibile solo in laccato nero opaco (fin. 70) o lucidato (fin. 54). I piani sono realizzati in legno tamburato ed impiallacciatura di faggio o ebano macassar lucidato naturale. Le piastre ed i distanziali sono in metallo nichel satinato. I puntali delle gambe sono in PVC nero.

> Series of round low tables with the top in beech wood, ebony macassar, transparent crystal glass or bronze stratified crystal glass. The base is in polished solid beech wood. The version with the top in ebony macassar is available only matt black lacquered (finish 70) or polished (finish 54). The tops are in honeycomb board and natural polished beech wood or ebony macassar veneer. The plates and the spacers are in glazed nickel-plated metal. The foot-caps are in black PVC.

con piano in cristallo e faggio,
struttura disponibile nelle finiture:
with top in crystal and beech wood,
frame available in the finishes:

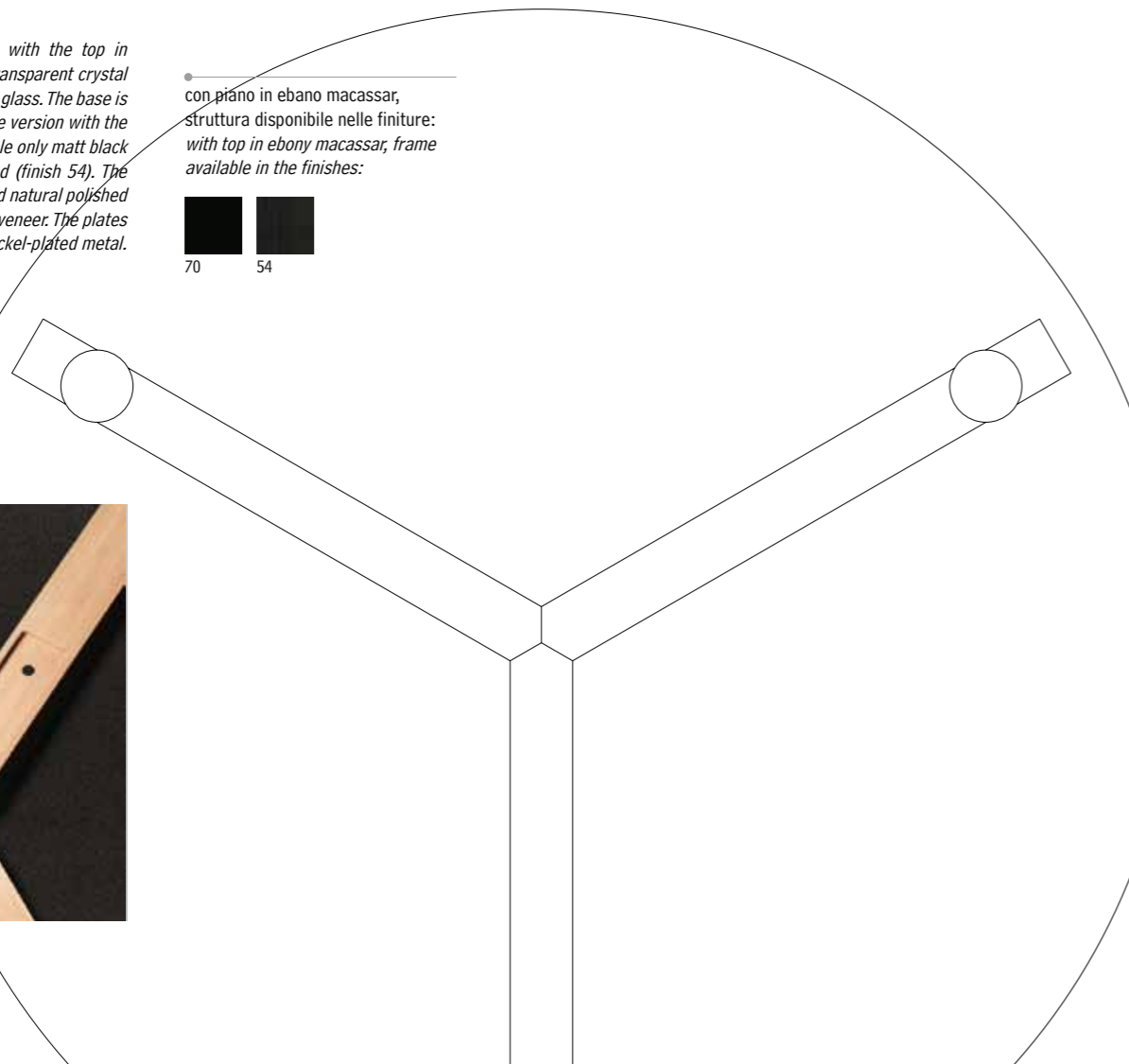


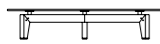
30 73 91 54

con piano in ebano macassar,
struttura disponibile nelle finiture:
with top in ebony macassar, frame
available in the finishes:

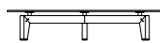
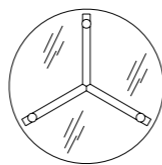


70 54

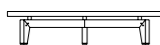




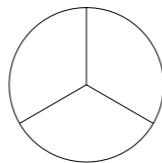
52360 Tavolo basso rotondo in faggio
piano cristallo trasparente
*Round low table in beech wood
transparent glass top*
Ø cm 158 x h 30,5 Ø in 62 1/4 x h 12



52361 Tavolo basso rotondo in faggio
piano cristallo bronzo stratificato
*Round low table in beech wood
bronze stratified glass top*
Ø cm 158 x h 30,5 Ø in 62 1/4 x h 12



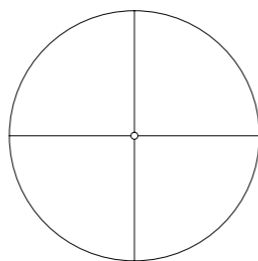
52362 Tavolo basso rotondo in faggio
piano in faggio
*Round low table in beech wood
top in beech wood*
Ø cm 158 x h 33 Ø in 62 1/4 x h 13



52365 Tavolo basso rotondo in faggio
piano in ebano
*Round low table in beech wood
top in ebony*
Ø cm 158 x h 33 Ø in 62 1/4 x h 13



52363 Tavolo basso rotondo in faggio
piano in faggio
*Round low table in beech wood
top in beech wood*
Ø cm 250 x h 33,5 Ø in 98 3/8 x h 13 1/8



52364 Tavolo basso rotondo in faggio
piano ebano
*Round low table in beech wood
top in ebony*
Ø cm 250 x h 33,5 Ø in 98 3/8 x h 13 1/8



> Serie di tavolini rotondi con il bordo del piano in massiccio di acero lucidato ed il piano con l'insero in legno di pau ferro lucidato o in cristallo, disponibile nei colori glacè o bianco, o in composito minerale. La struttura delle gambe è in metallo bronzato, satinato protetto. I puntali sono in massiccio di acero lucidato.

> Series of round coffee tables with the top edge in polished solid maple and the top with the inset available in polished pau ferro, in glacé or white crystal glass and in mineral composite. The legs frame is in coated glazed bronzed metal. The foot-caps are in polished solid maple.



68820

Tavolino piano con inserto in composito minerale
Small table, top with inset in mineral composite
Ø cm 46 x h 45 Ø in 18¹/₈ x h 17³/₄



68822

Tavolino piano con inserto in pau ferro
Small table, top with inset in pau ferro
Ø cm 46 x h 45 Ø in 18¹/₈ x h 17³/₄



68824

Tavolino piano con inserto in cristallo glacè
Small table, top with inset in glacé crystal glass
Ø cm 46 x h 45 Ø in 18¹/₈ x h 17³/₄



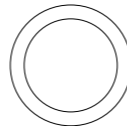
68826

Tavolino piano con inserto in cristallo bianco
Small table, top with inset in white crystal glass
Ø cm 46 x h 45 Ø in 18¹/₈ x h 17³/₄



68821

Tavolino piano con inserto in composito minerale
Small table, top with inset in mineral composite
Ø cm 66 x h 54 Ø in 26 x h 21¹/₄



68823

Tavolino piano con inserto in pau ferro
Small table, top with inset in pau ferro
Ø cm 66 x h 54 Ø in 26 x h 21¹/₄




68825

Tavolino piano con inserto in cristallo glacè
Small table, top with inset in glacé crystal glass
Ø cm 66 x h 54 Ø in 26 x h 21¹/₄



68827

Tavolino piano con inserto in cristallo bianco
Small table, top with inset in white crystal glass
Ø cm 66 x h 54 Ø in 26 x h 21¹/₄



28

37

45



> Tavolino dalla struttura in metallo nichelato color antracite, disponibile sia nella versione alta che in quella bassa. Si contraddistingue per il piano che si propone nelle vesti di vassoio. Nella versione bassa, il vassoio è fisso ed è in ebano macassar; nella versione alta, il vassoio è removibile e si presenta o in ebano o in jacaranda, con il bordo in ebano macassar.

> *Low table with the nickel-plated charcoal grey structure which is available both in the low version as well as in the high one. It is characterized by the top which is presented as a tray. In the low version, the tray is fixed and in ebony macassar; in the high version, the tray is removable and it is either in ebony or in jacaranda, with the border in ebony macassar.*



57600

Tavolino basso con vassoio in ebano
Low coffee table with tray in ebony
cm 60 x 50 x h 40
in 23 5/8 x 19 5/8 x h 15 3/4



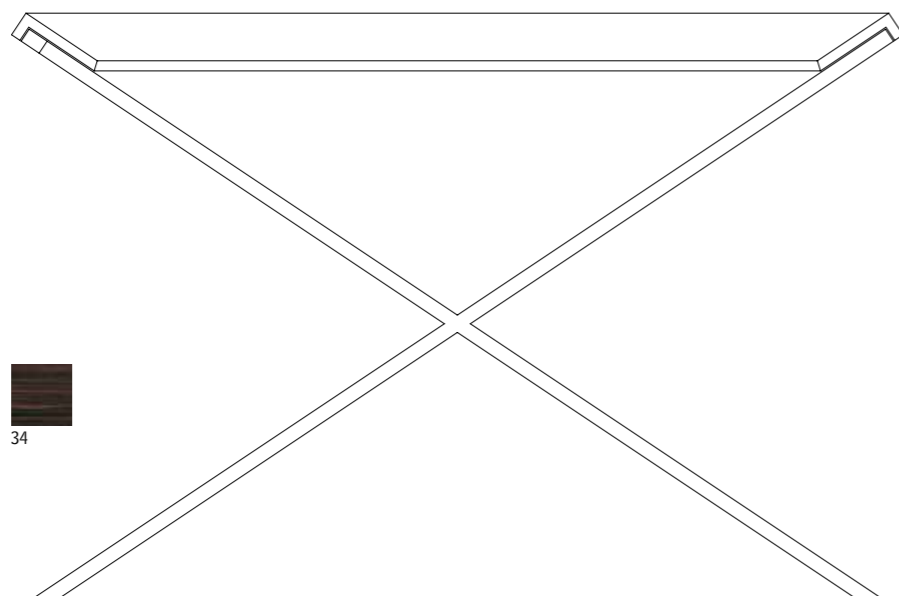
57601

Tavolino alto con vassoio in ebano
High coffee table with tray in ebony
cm 40 x 50 x h 60
in 15 3/4 x 19 5/8 x h 23 5/8



57602

Tavolino alto con vassoio in ebano,
piano in jacaranda
*High coffee table with tray in ebony,
with top in jacaranda*
cm 40 x 50 x h 60
in 15 3/4 x 19 5/8 x h 23 5/8

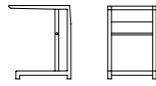


34



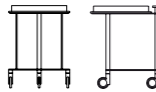
> 52200 Tavolino con la struttura in massiccio di acero lucidato e con il piano impiallacciato di acero.
 – 60960 Tavolino con struttura in metallo satinato. Ripiano e vassoio con impiallacciatura di acero lucidato e maniglia in massiccio di pau ferro lucidato. Ruote piroettanti in metallo satinato e gomma di colore grigio.

> 52200 *Small table with the frame in polished solid maple and the top in maple veneer.*
 – 60960 *Small table with the frame in glazed metal. The top and the tray are in polished maple veneer, the handle is in polished solid pau ferro. Pivoting wheels in glazed metal and grey rubber.*




52200

Tavolino rettangolare in acero
Small rectangular table in maple
 cm 50 x 40 x h 59
 in 19 5/8 x 15 3/4 x h 23 1/4



60960

Tavolino in metallo con vassoio in acero
Small table in metal with tray in maple
 cm 50 x 56 x h 67
 in 19 5/8 x 22 x h 26 3/8



28

37


45



Vi è sempre necessità di un piccolo vassoio e, spesso, manca tra poltrone e divani. Mosso da tre ruote insolitamente leggere e spinto da una pregiata maniglia in legno, questo vassoio è come un servitore attento, rapido nel movimento e discreto nel carattere.

A small tray is always needed and is often missing amidst armchairs and sofas. Rolled on three unusually light casters and pulled by a precious wood handle, this tray is analogous to an attentive servant with swift movement and discreet character.

Chi Wing Lo



> Serie di tavolini quadrati e rettangolari ed impilabili. La struttura in massiccio di acero lucidato presenta dei piani a doghe in gres porcellanato, per il tavolino rettangolare basso, ed in marmo *rainforest green* o in ebano macassar, per il tavolino rettangolare o quadrato più alto. Le altezze disponibili sono: cm 13 e 22.

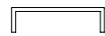
> *Series of low, square and rectangular tables, which are stackable. The structure is in solid, polished maple wood with tailpiece panels in grès porcelain, for the low rectangular table, and in rainforest green marble or ebony macassar, for the low rectangular or high square table. The height is 13 and 22 cm.*



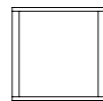
● 57550 Tavolino in acero, piano in marmo *rainforest green*
Low table in maple, top in rainforest green marble
cm 120 x 80 x h 22
in 47 ¹/₄ x 31 ¹/₂ x h 8 ⁵/₈



● 57551 Tavolino in acero, piano in ebano macassar
Low table in maple, top in ebony macassar
cm 120 x 80 x h 22
in 47 ¹/₄ x 31 ¹/₂ x h 8 ⁵/₈




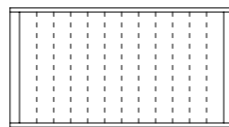
● 57552 Tavolino in acero, piano in marmo *rainforest green*
Low table in maple, top in rainforest green marble
cm 80 x 80 x h 22
in 31 ¹/₂ x 31 ¹/₂ x h 8 ⁵/₈



● 57553 Tavolino in acero, piano in ebano macassar
Low table in maple, top in ebony macassar
cm 80 x 80 x h 22
in 31 ¹/₂ x 31 ¹/₂ x h 8 ⁵/₈



● 57560 Tavolino in acero, piano grès (urbana bianco)
Low table in maple, grès top (urban white)
cm 160 x 86 x h 13
in 63 x 33 ⁷/₈ x h 5 ¹/₈



> Serie di tavolini rotondi e quadrati con la base, la colonna e la modanatura del piano in massiccio di acero lucidato. L'inserto della colonna è in alluminio tornito nichelato satinato o con la finitura in bronzo satinato. Gli inserti del piano sono disponibili in:

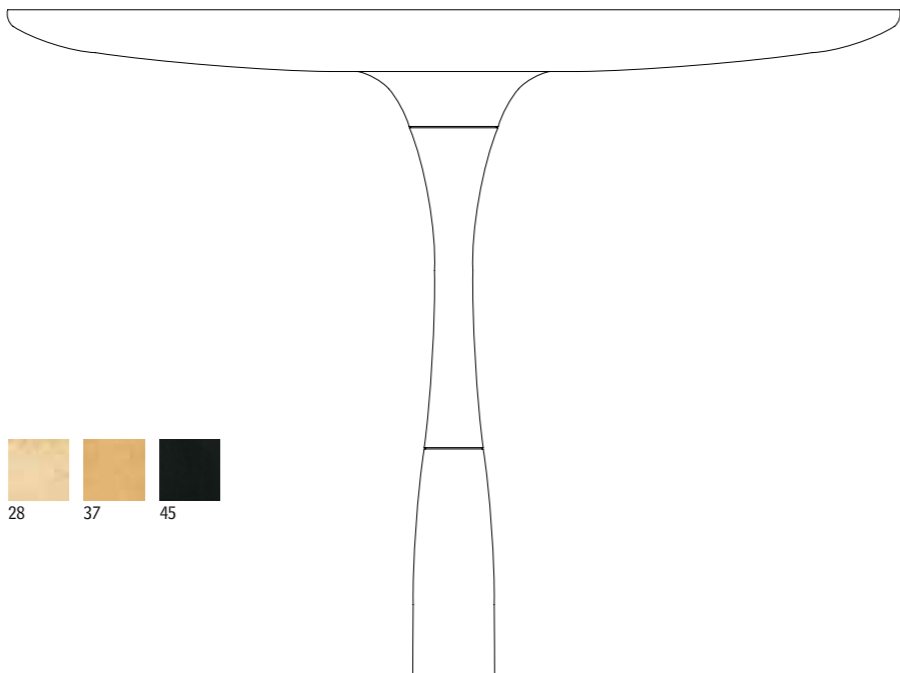
- lamiera in ferro verniciata;
- cristallo bianco;
- cristallo glacé;
- impiallacciatura di pau ferro lucidato con intarsio a raggiera.

La base è dotata di zavorra interna per garantire la stabilità.

> *Series of round and square occasional tables with the base, column and surface moulding in solid, polished maple wood. The insert in the column is either in lathed, satin-finished nickel plated aluminium or satin-finished bronze. The inserts in the top are available in:*

- *varnished sheet iron;*
- *white crystal glass;*
- *glacé crystal glass;*
- *polished pau ferro veneer with a radial pattern inlay.*

The base is weighted inside to guarantee stability.



28

37

45



- 50860 Tavolino con inserto in lamiera verniciata e colonna in nichel satinato
Occasional table, painted sheet metal insert, satin finished nickel column
cm 60 x 60 x h 63 in 23 ⁵/₈ x 23 ⁵/₈ x h 24 ³/₄
- 50861 Tavolino con inserto in cristallo bianco e colonna in nichel satinato
Occasional table, white crystal glass insert, satin finished nickel column
cm 60 x 60 x h 63 in 23 ⁵/₈ x 23 ⁵/₈ x h 24 ³/₄
- 50862 Tavolino con inserto in cristallo glacé e colonna in nichel satinato
Occasional table, glacé crystal glass insert, satin finished nickel column
cm 60 x 60 x h 63 in 23 ⁵/₈ x 23 ⁵/₈ x h 24 ³/₄
- 50863 Tavolino con inserto in pau ferro e colonna in nichel satinato
Occasional table, pau ferro insert, satin finished nickel column
cm 60 x 60 x h 63 in 23 ⁵/₈ x 23 ⁵/₈ x h 24 ³/₄



- 50865 Tavolino con inserto in lamiera verniciata e colonna bronzata satinata
Occasional table, painted sheet metal insert, satin finished bronze metal column
cm 60 x 60 x h 63 in 23 ⁵/₈ x 23 ⁵/₈ x h 24 ³/₄
- 50866 Tavolino con inserto in cristallo bianco e colonna bronzata satinata
Occasional table, white crystal glass insert, satin finished bronze metal column
cm 60 x 60 x h 63 in 23 ⁵/₈ x 23 ⁵/₈ x h 24 ³/₄
- 50867 Tavolino con inserto in cristallo glacé e colonna bronzata satinata
Occasional table, glacé crystal glass insert, satin finished bronze metal column
cm 60 x 60 x h 63 in 23 ⁵/₈ x 23 ⁵/₈ x h 24 ³/₄
- 50868 Tavolino con inserto in pau ferro e colonna bronzata satinata
Occasional table, pau ferro insert, satin finished bronze metal column
cm 60 x 60 x h 63 in 23 ⁵/₈ x 23 ⁵/₈ x h 24 ³/₄



REVERSO | Massimo Scolari 2005

> Serie di tavolini rotondi, quadrati e rettangolari, disponibili nelle versioni:

- con il piano in cristallo bianco;
- con il piano in cristallo glacé (marrone testa di moro);
- con il piano in legno d'ebano macassar.

La struttura della base è in massiccio di faggio lucidato con i puntali in PVC nero. La struttura dei piani è in massiccio ed impiallacciatura di faggio lucidato.

> *Series of round, square and rectangular small tables available in the following versions:*

- *with the top in white glass;*
- *with the top in glacé glass;*
- *with the top in ebony macassar.*

The base frame is in polished solid beech wood with the foot-caps in black PVC. The top frame is in polished solid beech wood and veneer.



Con piano in ebano macassar, struttura disponibile nelle finiture:
With top in ebony macassar, frame available in the finishes:



54 70

Con piano in cristallo, struttura disponibile nelle finiture:
With top in crystal, frame available in the finishes:



30 73 91 54 23 38 58 70 63 75



- 54700 Tavolino rotondo in faggio piano cristallo bianco | *Round low table in beech wood white glass top*
Ø cm 70 x h 40 Ø in 27 1/2 x h 15 3/4
- 54701 Tavolino rotondo in faggio piano cristallo glacé | *Round low table in beech wood glacé glass top*
Ø cm 70 x h 40 Ø in 27 1/2 x h 15 3/4
- 54702 Tavolino rotondo in faggio piano ebano | *Round low table in beech wood top in ebony*
Ø cm 70 x h 40 Ø in 27 1/2 x h 15 3/4



- 54705 Tavolino rotondo in faggio piano cristallo bianco | *Round low table in beech wood white glass top*
Ø cm 70 x h 52 Ø in 27 1/2 x h 20 1/2
- 54706 Tavolino rotondo in faggio piano cristallo glacé | *Round low table in beech wood glacé glass top*
Ø cm 70 x h 52 Ø in 27 1/2 x h 20 1/2
- 54707 Tavolino rotondo in faggio piano ebano | *Round low table in beech wood top in ebony*
Ø cm 70 x h 52 Ø in 27 1/2 x h 20 1/2



- 54710 Tavolino rotondo in faggio piano cristallo bianco | *Round low table in beech wood white glass top*
Ø cm 90 x h 40 Ø in 35 3/8 x h 15 3/4
- 54711 Tavolino rotondo in faggio piano cristallo glacé | *Round low table in beech wood glacé glass top*
Ø cm 90 x h 40 Ø in 35 3/8 x h 15 3/4
- 54712 Tavolino rotondo in faggio piano ebano | *Round low table in beech wood top in ebony*
Ø cm 90 x h 40 Ø in 35 3/8 x h 15 3/4



- 54715 Tavolino rotondo in faggio piano cristallo bianco | *Round low table in beech wood white glass top*
Ø cm 90 x h 52 Ø in 35 3/8 x h 20 1/2
- 54716 Tavolino rotondo in faggio piano cristallo glacé | *Round low table in beech wood glacé glass top*
Ø cm 90 x h 52 Ø in 35 3/8 x h 20 1/2
- 54717 Tavolino rotondo in faggio piano ebano | *Round low table in beech wood top in ebony*
Ø cm 90 x h 52 Ø in 35 3/8 x h 20 1/2





- 54720 Tavolino quadrato in faggio piano cristallo bianco | *Square low table in beech wood white glass top*
cm 65 x 65 x h 40 in 25⁵/₈ x 25⁵/₈ x h 15³/₄
- 54721 Tavolino quadrato in faggio piano cristallo glacé | *Square low table in beech wood glacé glass top*
cm 65 x 65 x h 40 in 25⁵/₈ x 25⁵/₈ x h 15³/₄
- 54722 Tavolino quadrato in faggio piano ebano | *Square low table in beech wood top in ebony*
cm 65 x 65 x h 40 in 25⁵/₈ x 25⁵/₈ x h 15³/₄



- 54725 Tavolino quadrato in faggio piano cristallo bianco | *Square low table in beech wood white glass top*
cm 65 x 65 x h 52 in 25⁵/₈ x 25⁵/₈ x h 20¹/₂
- 54726 Tavolino quadrato in faggio piano cristallo glacé | *Square low table in beech wood glacé glass top*
cm 65 x 65 x h 52 in 25⁵/₈ x 25⁵/₈ x h 20¹/₂
- 54727 Tavolino quadrato in faggio piano ebano | *Square low table in beech wood top in ebony*
cm 65 x 65 x h 52 in 25⁵/₈ x 25⁵/₈ x h 20¹/₂



- 54730 Tavolino quadrato in faggio piano cristallo bianco | *Square low table in beech wood white glass top*
cm 90 x 90 x h 40 in 35³/₈ x 35³/₈ x h 15³/₄
- 54731 Tavolino quadrato in faggio piano cristallo glacé | *Square low table in beech wood glacé glass top*
cm 90 x 90 x h 40 in 35³/₈ x 35³/₈ x h 15³/₄
- 54732 Tavolino quadrato in faggio piano ebano | *Square low table in beech wood top in ebony*
cm 90 x 90 x h 40 in 35³/₈ x 35³/₈ x h 15³/₄



- 54735 Tavolino quadrato in faggio piano cristallo bianco | *Square low table in beech wood white glass top*
cm 90 x 90 x h 52 in 35³/₈ x 35³/₈ x h 20¹/₂
- 54736 Tavolino quadrato in faggio piano cristallo glacé | *Square low table in beech wood glacé glass top*
cm 90 x 90 x h 52 in 35³/₈ x 35³/₈ x h 20¹/₂
- 54737 Tavolino quadrato in faggio piano ebano | *Square low table in beech wood top in ebony*
cm 90 x 90 x h 52 in 35³/₈ x 35³/₈ x h 20¹/₂

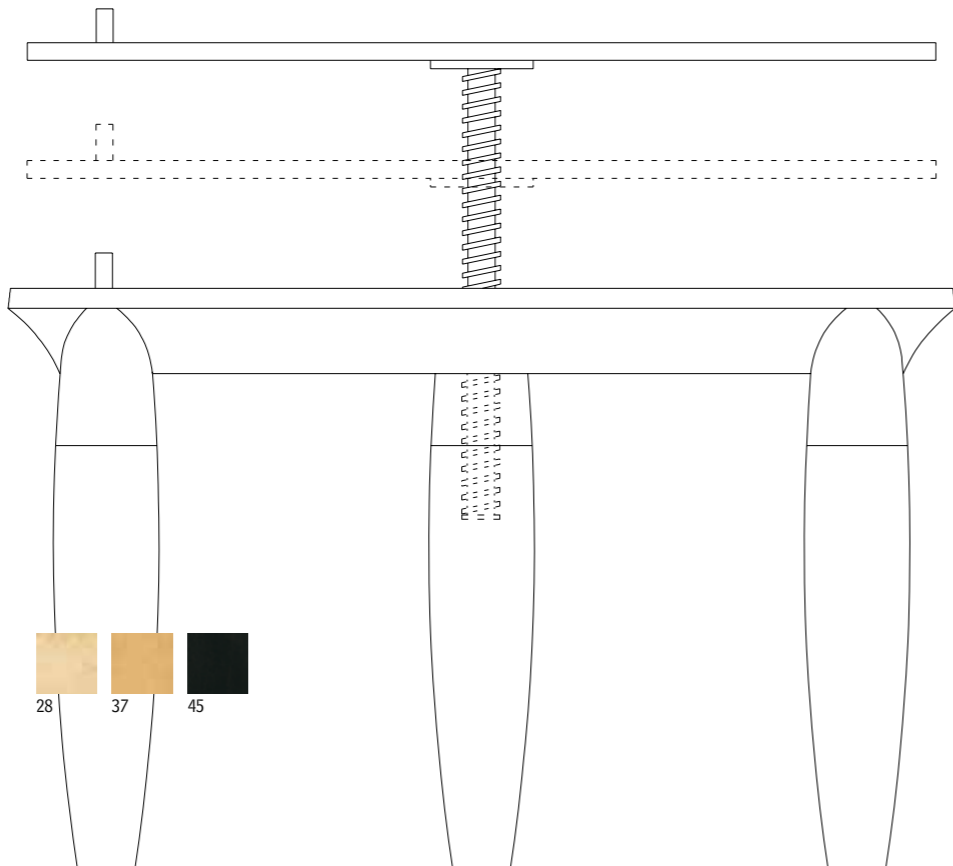


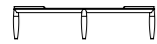
- 54740 Tavolino rettangolare in faggio piano cristallo bianco | *Rectangular low table in beech wood white glass top*
cm 180 x 90 x h 40 in 70⁷/₈ x 35³/₈ x h 15³/₄
- 54741 Tavolino rettangolare in faggio piano cristallo glacé | *Rectangular low table in beech wood glacé glass top*
cm 180 x 90 x h 40 in 70⁷/₈ x 35³/₈ x h 15³/₄
- 54742 Tavolino rettangolare in faggio piano ebano | *Rectangular low table in beech wood top in ebony*
cm 180 x 90 x h 40 in 70⁷/₈ x 35³/₈ x h 15³/₄



> Serie di tavolini quadrati, rettangolari, rotondi ed ovali con la struttura del basamento in acero massiccio lucidato. Il piano è disponibile o con l'inserto in cristallo verniciato bianco o glacé o con l'inserto in legno con l'impiallacciatura di pau ferro lucidato. Le gambe sono in acero massiccio ed alluminio nichelato satinato. Il puntale dei piedi è in nylon nero.

> *Series of square, rectangular, round and oval low tables with the base structure in polished solid maple. The top is available with the insert in glacé or white painted glass or with the wood insert in polished pau ferro veneer. The legs are in solid maple and glazed nickel-plated aluminium. The foot-caps are in black nylon.*






51860 Tavolino ovale in acero piano cristallo bianco
Oval low table in maple white glass top
cm 160 x 70 x h 37 in 63 x 27¹/₂ x h 14¹/₂



51870 Tavolino ovale in acero piano cristallo glacé
Oval low table in maple glacé glass top
cm 160 x 70 x h 37 in 63 x 27¹/₂ x h 14¹/₂

52850 Tavolino ovale in acero piano in pau ferro
Oval low table in maple top in pau ferro
cm 160 x 70 x h 37 in 63 x 27¹/₂ x h 14¹/₂



51861 Tavolino quadrato in acero piano cristallo bianco
Square low table in maple white glass top
cm 120 x 120 x h 35 in 47¹/₄ x 47¹/₄ x h 13³/₄



51871 Tavolino quadrato in acero piano cristallo glacé
Square low table in maple glacé glass top
cm 120 x 120 x h 35 in 47¹/₄ x 47¹/₄ x h 13³/₄

52851 Tavolino quadrato in acero piano in pau ferro
Square low table in maple top in pau ferro
cm 120 x 120 x h 35 in 47¹/₄ x 47¹/₄ x h 13³/₄




51862 Tavolino quadrato in acero piano cristallo bianco
Square low table in maple white glass top
cm 100 x 100 x h 35 in 39³/₈ x 39³/₈ x h 13³/₄




51872 Tavolino quadrato in acero piano cristallo glacé
Square low table in maple glacé glass top
cm 100 x 100 x h 35 in 39³/₈ x 39³/₈ x h 13³/₄

52852 Tavolino quadrato in acero piano in pau ferro
Square low table in maple top in pau ferro
cm 100 x 100 x h 35 in 39³/₈ x 39³/₈ x h 13³/₄



51863 Tavolino rettangolare in acero piano cristallo bianco
Rectangular low table in maple white glass top
cm 160 x 80 x h 35 in 63 x 31¹/₂ x h 13³/₄

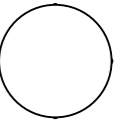


51873 Tavolino rettangolare in acero piano cristallo glacé
Rectangular low table in maple glacé glass top
cm 160 x 80 x h 35 in 63 x 31¹/₂ x h 13³/₄

52853 Tavolino rettangolare in acero piano in pau ferro
Rectangular low table in maple top in pau ferro
cm 160 x 80 x h 35 in 63 x 31¹/₂ x h 13³/₄

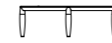


51864 Tavolino rotondo in acero piano cristallo bianco
Round low table in maple white glass top
Ø cm 130 x h 35 Ø in 51¹/₄ x h 13³/₄

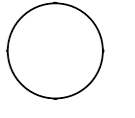


51874 Tavolino rotondo in acero piano cristallo glacé
Round low table in maple glacé glass top
Ø cm 130 x h 35 Ø in 51¹/₄ x h 13³/₄

52854 Tavolino rotondo in acero piano in pau ferro
Round low table in maple top in pau ferro
Ø cm 130 x h 35 Ø in 51¹/₄ x h 13³/₄



51865 Tavolino rotondo in acero piano cristallo bianco
Round low table in maple white glass top
Ø cm 110 x h 35 Ø in 43¹/₄ x h 13³/₄



51875 Tavolino rotondo in acero piano cristallo glacé
Round low table in maple glacé glass top
Ø cm 110 x h 35 Ø in 43¹/₄ x h 13³/₄

52855 Tavolino rotondo in acero piano pau ferro
Round low table in maple top in pau ferro
Ø cm 110 x h 35 Ø in 43¹/₄ x h 13³/₄



51866 Tavolino rotondo fisso in acero piano cristallo bianco
Fixed round low table in maple white glass top
Ø cm 55 x h 35 Ø in 21⁵/₈ x h 13³/₄



51876 Tavolino rotondo fisso in acero piano cristallo glacé
Fixed round low table in maple glacé glass top
Ø cm 55 x h 35 Ø in 21⁵/₈ x h 13³/₄

52856 Tavolino rotondo in acero piano pau ferro
Round low table in maple top in pau ferro
Ø cm 55 x h 35 Ø in 21⁵/₈ x h 13³/₄



51867 Tavolino rotondo in acero con piano regolabile in cristallo bianco
Round low table in maple with adjustable white glass top
Ø cm 55 x h 35 ÷ 49,3 Ø in 21⁵/₈ x h 13³/₄ ÷ 19³/₈



51877 Tavolino rotondo in acero con piano regolabile in cristallo glacé
Round low table in maple with adjustable glacé glass top
Ø cm 55 x h 35 ÷ 49,3 Ø in 21⁵/₈ x h 13³/₄ ÷ 19³/₈



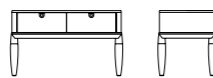
51869 Vassoio | Tray
Ø cm 40,5 x h 6,2 Ø in 16 x h 2¹/₂



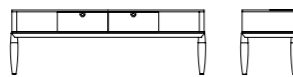


> Serie di complementi con base contenitiva in acero massiccio. L'imbottitura del sedile della panca è in poliuretano espanso indeformabile e fibra ed il rivestimento in cuoio, nelle diverse tonalità di colore disponibili a catalogo. I mobili contenitore, con base in acero massiccio, sono disponibili con l'alzata in pau ferro, con l'alternativa dei 2 cassetti oppure di 2 cassetti e 2 vani. I cassetti sono dotati di guide scorrevoli a scomparsa ad estrazione totale con sistema silent system. Le maniglie sono in cuoio naturale e metallo nichelato satinato. I piedi sono in alluminio stampato nichelato satinato ed i puntali in nylon nero.

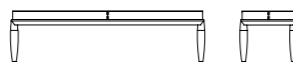
> Series of complements with the containing base in solid maple wood. The padding of the seat bench is in non-deformable expanded polyurethane and fibre and the covering is in saddle leather, available in various shades of colour, as per the catalogue. The cabinet, with the base in solid maple, is available with the upper section in pau ferro, with the option of 2 drawers or 2 drawers and 2 containers. The drawers can be completely extracted and they have the disappearing silent system runners. The handles are in natural leather and brushed nickel metal. The feet are in molded, brushed nickel aluminium and the tips are in black nylon.




52860 Mobile a 2 cassetti
Sideboard 2 drawers
cm 90 x 46 x h 53
in 35 ³/₈ x 18 ¹/₈ x h 20 ⁷/₈



52861 Mobile a 2 cassetti e 2 vani
Sideboard 2 drawers and 2 containers
cm 160 x 46 x h 53
in 63 x 18 ¹/₈ x h 20 ⁷/₈



52865 Panca
Bench
cm 160 x 46 x h 42
in 63 x 18 ¹/₈ x h 16 ¹/₂




28

37


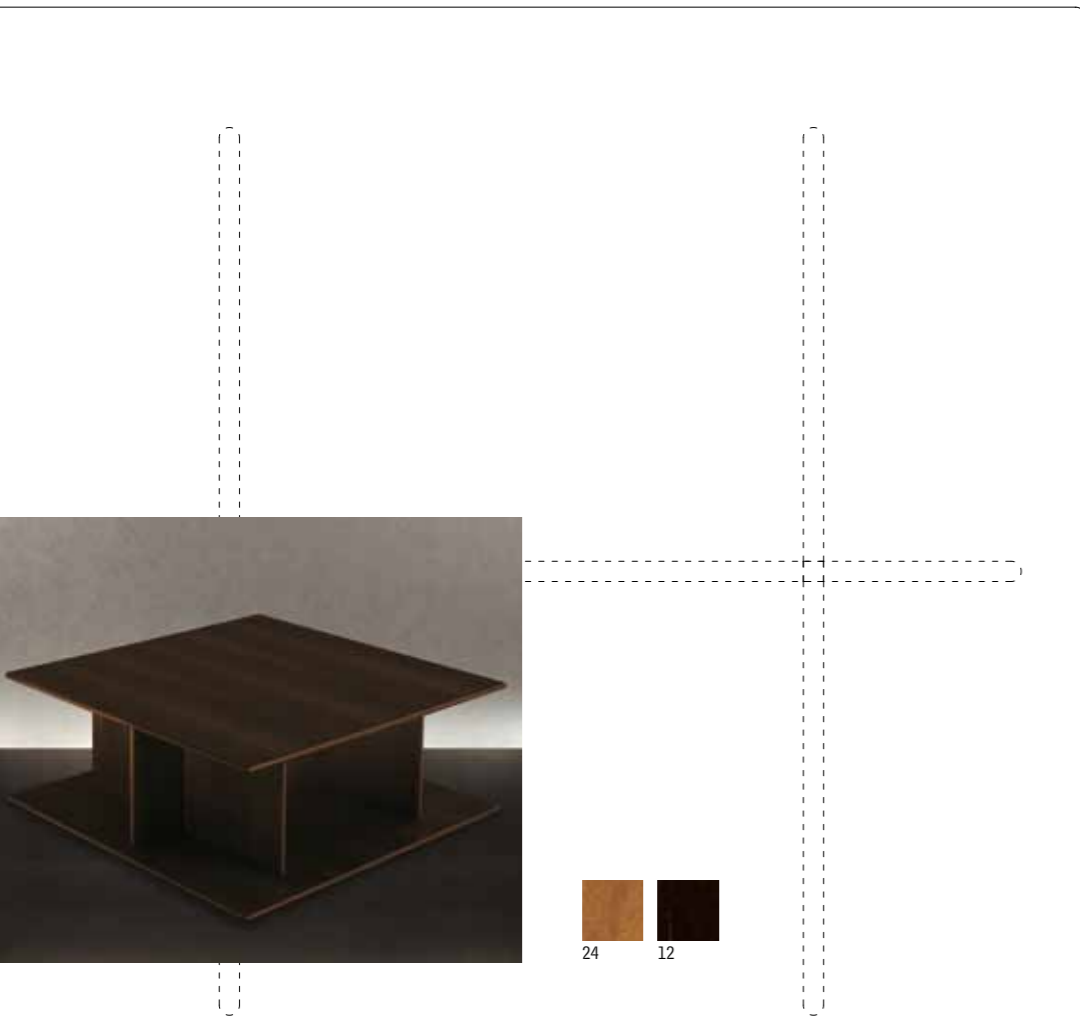
45

> Tavolino quadrato con l'impiallacciatura ed i bordi in massiccio di noce nazionale lucidato naturale o tinto scuro.

> *Low square veneered table with the borders in solid, natural polished or dark painted Italian walnut.*

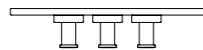


68055 Tavolino in noce quadrato
Low square table in walnut
cm 101 x 101 x h 38
in 39 3/4 x 39 3/4 x h 15



> Tavolo basso rotondo dal piano in alveolare di alluminio e resina epossidica di colore nero o bianco, con gli inserti in massiccio di pau ferro. La lucidatura è brillante. Le gambe, di colore nero, sono in vetro soffiato di grosso spessore e sono dotate di un puntale superiore, che garantisce la stabilità del piano, e del piede in multistrato di faggio rivestito in metallo cromo opaco.


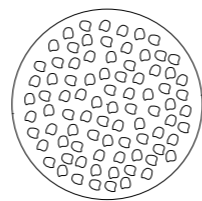
> *Low round table with the frame in alveolate of aluminium and epoxy resin in black or white, with solid pau ferro inserts. Brilliant polishing. The thick legs are in black blown glass and are equipped with an upper tip, ensuring the top stability, and the foot in multi-layer beech wood covered in matt chrome finished metal.*



50031 Tavolo basso bianco brillante
Brilliant white low table
Ø cm 160 x h 32
Ø in 63 x h 12 ⁵/₈



50033 Tavolo basso nero brillante
Brilliant black low table
Ø cm 160 x h 32
Ø in 63 x h 12 ⁵/₈



THOLOS | Léon Krier 2000

> Tavolino in massiccio ed impiallacciatura di acero lucidato. La base esibisce una ghiera tornita di metallo in lastra nichelato satinato. La base delle colonne è tornita di metallo nichelato satinato. Il piano è in cristallo trasparente, con piastra in acciaio inox.

> *Table in polished solid maple and maple veneer. The base displays a metal hoop in glazed nickel-plated metal. The base of columns is in glazed nickel-plated metal. The top is in transparent glass, with stainless steel plate.*



52102 Tavolino rotondo in acero piano in cristallo trasparente
Round table in maple transparent glass top
Ø cm 65 x h 63
Ø in 25 ⁵/₈ x h 24 ³/₄



TUMBLER | Laura Silvestrini 2009

> Serie di tavolini disponibili in diverse altezze e nelle forme rotonda e quadrata, con la struttura della base in metallo e con la finitura in bronzo satinato. Il piano è presente in due versioni: una in alveolare di alluminio e resina epossidica, con la finitura lucida in nero, bianco, rosso e senape e gli inserti in massiccio di pau ferro; l'altra, in massiccio ed impiallacciatura di acero lucidato e gli inserti del piano in cristallo di colore bianco o glacé. Il ripiano intermedio è in pannello di particelle di legno ed impiallacciatura di acero lucidato.

> Series of occasional tables available in different heights and shapes - round and square - with the base structure in metal and glazed bronze finish. The top is in two versions: one in honeycomb aluminium and epoxy resin gloss finish in the black, white, red and mustard colours and the inserts in solid pau ferro; the other in solid and veneered polished and maple wood, inserts in white or glacé colour. The intermediate shelf is in mdf and polished maple veneer.




Per entrambi i piani | For both tops

50440 - 50441 - 50450 - 50451
50445 - 50446 - 50455 - 50456



Solo piano inferiore | Only lower top

50420 - 50421 - 50422 - 50423
50430 - 50431 - 50432 - 50433



TUMBLER | Laura Silvestrini con Massimo Scolari



- 50420 Tavolino rotondo piano resina bianco | *Occasional round table top in resin, white*
Ø cm 63,5 x h 48 Ø in 25 1/2 x h 18 7/8
- 50421 Tavolino rotondo piano resina nero | *Occasional round table top in resin, black*
Ø cm 63,5 x h 48 Ø in 25 1/2 x h 18 7/8
- 50422 Tavolino rotondo piano resina rosso | *Occasional round table top in resin, red*
Ø cm 63,5 x h 48 Ø in 25 1/2 x h 18 7/8
- 50423 Tavolino rotondo piano resina senape | *Occasional round table top in resin, mustard*
Ø cm 63,5 x h 48 Ø in 25 1/2 x h 18 7/8



- 50430 Tavolino rotondo piano resina bianco | *Occasional round table top in resin, white*
Ø cm 63,5 x h 60 Ø in 25 1/2 x h 23 5/8
- 50431 Tavolino rotondo piano resina nero | *Occasional round table top in resin, black*
Ø cm 63,5 x h 60 Ø in 25 1/2 x h 23 5/8
- 50432 Tavolino rotondo piano resina rosso | *Occasional round table top in resin, red*
Ø cm 63,5 x h 60 Ø in 25 1/2 x h 23 5/8
- 50433 Tavolino rotondo piano resina senape | *Occasional round table top in resin, mustard*
Ø cm 63,5 x h 60 Ø in 25 1/2 x h 23 5/8



TUMBLER | Laura Silvestrini



50440 Tavolino rotondo inserto cristallo bianco | *Occasional round table, white crystal top insert*
 Ø cm 62 x h 51 Ø in 24³/₈ x h 20¹/₈

50441 Tavolino rotondo inserto cristallo glacé | *Occasional round table, glacé crystal top insert*
 Ø cm 62 x h 51 Ø in 24³/₈ x h 20¹/₈



50450 Tavolino rotondo inserto cristallo bianco | *Occasional round table, white crystal top insert*
 Ø cm 62 x h 63 Ø in 24³/₈ x h 24³/₄

50451 Tavolino rotondo inserto cristallo glacé | *Occasional round table, glacé crystal top insert*
 Ø cm 62 x h 63 Ø in 24³/₈ x h 24³/₄



50445 Tavolino quadrato inserto cristallo bianco | *Occasional square table, white crystal top insert*
 cm 62 x 62 x h 48 in 24³/₈ x 24³/₈ x h 18⁷/₈

50446 Tavolino quadrato inserto cristallo glacé | *Occasional square table, glacé crystal top insert*
 cm 62 x 62 x h 48 in 24³/₈ x 24³/₈ x h 18⁷/₈



50455 Tavolino quadrato inserto cristallo bianco | *Occasional square table, white crystal top insert*
 cm 62 x 62 x h 60 in 24³/₈ x 24³/₈ x h 23⁵/₈

50456 Tavolino quadrato inserto cristallo glacé | *Occasional square table, glacé crystal top insert*
 cm 62 x 62 x h 60 in 24³/₈ x 24³/₈ x h 23⁵/₈



> Serie di tavoli bassi rotondi e quadrati con il piano in piuma di Cerejeira lucidato e disponibile in due finiture: naturale (fin. 86) o lucidato in tinta scura (fin. 87). L'intarsio del piano può avere 12 o più spicchi a seconda delle dimensioni della lastra di Cerejeira. La struttura del piano è in multistrato e piuma di Cerejeira. Le gambe sono in massiccio di faggio rivestito in cuoio in diverse tonalità di colore e sono dotate di angolari metallici per il fissaggio. I puntali sono in PVC nero.

Nota: la piuma di Cerejeira si trova nella zona centrale del Brasile (Mato Grosso, Rondonia), in Bolivia e nel nord dell'Argentina. L'albero raggiunge mediamente i 20/22 metri di altezza, con diametro a petto d'uomo di circa 80 cm. La crescita spesso irregolare dei fusti, con basse biforcazioni, permette di realizzare piume di notevole effetto.

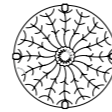
> Series of low tables with the top available in the round and square versions and in natural polished (fin. 86) or dark finished (fin. 87) Cerejeira crotch. The top inlays can be in 12 or more segments and they vary according to the dimensions of the Cerejeira crotch. The structure of the top is in multi-layer and Cerejeira crotch. The legs are in solid beech wood covered in saddle leather of various colour shades and are equipped with metallic corner pieces for fixing. The tips are in black PVC.

Note: Cerejeira crotch comes from the central region of Brazil (Mato Grosso, Rondonia), from Bolivia and the northern Argentina. The average size of the tree is 20/22 metres with a diameter of the size of a man's chest, about 80 cm. The frequent irregular growth rate of the trunk, with low branches, enables very effective 'crotch' to be obtained.



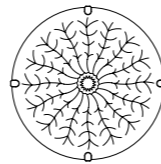
61270

Tavolo basso in Cerejeira rotondo con gambe in cuoio
Round low table in Cerejeira, legs in saddle leather
Ø cm 130 x h 32
Ø in 51 1/8 x h 12 1/2





61271

Tavolo basso in Cerejeira rotondo con gambe in cuoio
Round low table in Cerejeira, legs in saddle leather
Ø cm 175 x h 32
Ø in 68 7/8 x h 12 1/2



61272

Tavolo basso in Cerejeira quadrato con gambe in cuoio
Square low table in Cerejeira, legs in saddle leather
cm 160 x 160 x h 32
in 63 x 63 x h 12 1/2



86

87







MOBILI E CASSETTONI
SIDEBOARDS AND CHESTS OF DRAWERS

> Mobile contenitore in noce nazionale disponibile in due versioni:

- cassetti con serratura elettronica completi di tre prese universali (Europa, Schuko, America) sullo schienale.

- cassetti senza serratura. Questi si aprono facendo pressione sul frontale e un cricchetto a molla permette la fuoriuscita del cassetto.

La struttura è in multistrato di pioppo, con impiallacciatura e massiccio di noce nazionale. Le ante sono scorrevoli e composte da pannelli di fibra di legno. L'impiallacciatura, i bordi e le maniglie sono in massiccio di noce con inserto in metallo color rame. L'interno dei vani laterali, l'alzata e i frontali dei cassetti sono in Sycamore frisè tinto bianco. I piedi sono in massiccio di noce nazionale. La lucidatura acrilica è disponibile in due versioni: naturale (fin.9) o noce tinto scuro (fin.10). La finitura 10 mantiene il Sycamore frisè tinto bianco. Nota: il mobile Ean è fornito, di serie, per un solo vano inferiore (destra o sinistra) di un ripiano interno doppio (art. 50703).

Accessori: una serie di accessori interni alle ante scorrevoli permette di diversificare l'utilizzo del contenitore.

- Elemento contenitore con due cassetti e un tiretto. La struttura è in fibra di legno, massiccio e impiallacciatura di noce nazionale.

- Ripiano singolo o doppio con struttura in fibra di legno e impiallacciatura di noce nazionale.

- Divisorio interno del cassetto in massiccio di noce nazionale.

La lucidatura acrilica per questi accessori è disponibile in due versioni: naturale (fin.9) o noce tinto scuro (fin.10).

> Cabinet in national walnut available in two versions:

- drawers equipped with an electronic locking system. They include an adaptor with three universal sockets (Europe, Schuko, USA) on the back.

- drawers without lock. They can be opened by pushing the front side and a push spring device allows the drawer to come out.

The frame is in multi-layer poplar wood, with solid wood and veneer in solid national walnut. The sliding doors are composed of panels of wood fibre. The veneer, the profiles and the handles are in solid walnut with insert in copper-coloured metal. The internal part of the lateral containers, the upper section and the frontal side of drawers are in white painted Fiddleback Sycamore. The feet are in solid national walnut. The acrylic polishing is available in two versions: natural (fin.9) or dark painted walnut (fin.10). The finish 10 keeps the white painted Fiddleback Sycamore. Note: the cabinet Ean has, only for one lower compartment (right or left), an internal double shelf as standard (item 50703).



Accessories: a series of accessories internal to the sliding doors diversify the use of the cabinet.

- Unit with two drawers and one sliding shelf. The frame is in wood fibre, solid wood and veneer in national walnut.

- Single or double shelf with frame in wood fibre and it is national walnut veneered.

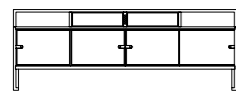
- Internal drawer separator in solid national walnut.

The acrylic polishing for these accessories is available in two versions: natural (fin.9) or dark painted walnut (fin.10).

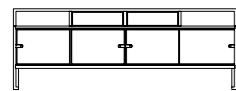


Particolare dell'inserto in acero Sycamore frisè tinto bianco.
Detail of the white painted Fiddleback Sycamore insert.





50700 Mobile con cassetti serratura elettronica
Cabinet with drawers with electronic locking system
cm 220 x 53 x h 79,5
in $86 \frac{5}{8}$ x $20 \frac{7}{8}$ x h $31 \frac{3}{8}$




50705 Mobile con cassetti senza serratura elettronica
Cabinet with drawers without electronic locking system
cm 220 x 53 x h 79,5
in $86 \frac{5}{8}$ x $20 \frac{7}{8}$ x h $31 \frac{3}{8}$



50701 Elemento contenitore in noce nazionale
con due cassetti e un tiretto
*Element in national walnut
with two drawers and one sliding shelf*
cm 53 x 48,5 x h 36
in $20 \frac{7}{8}$ x $19 \frac{1}{8}$ x h $14 \frac{1}{8}$



50702 Ripiano singolo in noce nazionale
Single shelf in national walnut
cm 53 x 48,5 x h 18
in $20 \frac{7}{8}$ x $19 \frac{1}{8}$ x h $7 \frac{1}{8}$



50703 Ripiano doppio in noce nazionale
Double shelf in national walnut
cm 106 x 48,5 x h 18
in $41 \frac{3}{4}$ x $19 \frac{1}{8}$ x h $7 \frac{1}{8}$



50704 Divisorio interno cassetto in noce nazionale
solo per art. 50701
*Internal drawer separator in national walnut
only for item nr. 50701*



La particolarità di Ean risiede nella versatilità come mobile contenitore dotato di accessori all'interno delle ante scorrevoli che ne diversificano l'utilizzo e i cassetti possono essere con o senza serratura elettronica. Proprio per queste caratteristiche può essere adatto per qualsiasi utilizzo: dal custodire in modo sicuro oggetti o documenti importanti in un ufficio distinto, al riporre tazze o bicchieri in un particolare soggiorno oppure per fare ordine. Ean riscopre la seduzione di uno stile mai scomparso.

Ean is unusual thanks to its versatility as a storage furniture equipped with accessories inside the sliding doors which mean it can be used in many different ways and the drawers can have electronic locks if desired. Thanks to these features it is suitable for any kind of use: from keeping objects or important documents safe in an elegant office, to keeping cups and glasses in an original living area or just to keep things in order. Ean re-discovers the seduction of a style that has never gone away.



EON BUFFET | Chi Wing Lo 2008

> Mobile contenitore in multistrato, fibra di legno e particelle di legno impiallacciate di pau ferro con i bordi del piano, della base e delle ante in massiccio di pau ferro lucidato naturale.

E' disponibile nelle versioni:

- con piano in pau ferro;
- con piano in pau ferro e vassoio in cuoio;
- con piano in Alulife;
- con piano in Alulife e vassoio in cuoio.

La struttura si compone di due ante laterali con l'apertura a cricchetto, di ripiani interni in cristallo extra chiaro e di una cassetiera centrale, a sei cassetti. Ogni cassetto ha un sistema di apertura indipendente ottenuto grazie a distanziali in arnite, inseriti lateralmente lungo un'asta di metallo, e alla guida centrale, dotata di cuscinetti regolabili in altezza. I cassetti inferiori sono forniti di un kit ferma-piatti regolabile, in metallo nichelato rivestito in cuoio. I piani, in pau ferro lucidato e in Alulife in finitura inox brillante, possono essere interi o con vassoio in cuoio. Le maniglie sono in metallo nichelato ed i piedi, in metallo nichelato, sono regolabili per il livellamento.

> *Cabinet in plywood, wood fibre and wood particles in pau ferro veneer with the trims of the top, of the base, and of the doors in solid natural polished pau ferro.*

It is available in different versions:

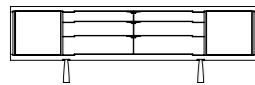
- with top in pau ferro;
- with top in pau ferro and saddle leather tray;
- with top in Alulife;
- with top in Alulife and saddle leather tray.

The structure is composed by two side doors with push spring device opening, internal shelves in extra clear crystal and a central chest of six drawers. Each drawer has an independent opening system which is realized through Arnite spacers, inserted along the metal side rod, and a central guide with adjustable height ball bearings. The lower drawers have an adjustable dish stopper kit, in nickel plated metal covered in saddle leather. The tops in polished pau ferro and Alulife in brilliant stainless steel finish can be in one piece or with tray in saddle leather. The handles are in nickel plated metal. The adjustable stabilizing feet are in nickel plated metal.



83

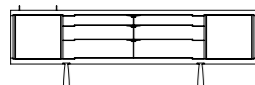





61230 Mobile in pau ferro con piano in pau ferro
Sideboard in pau ferro with top in pau ferro
cm 250 x 50 x h 77
in 98 ³/₈ x 19 ⁵/₈ x h 30 ³/₈



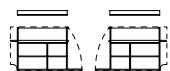
61235 Mobile in pau ferro con piano in Alulife
Sideboard in pau ferro with top in Alulife
cm 250 x 50 x h 77
in 98 ³/₈ x 19 ⁵/₈ x h 30 ³/₈



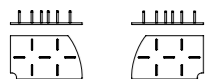
61231 Mobile in pau ferro con piano in pau ferro
e vassoio cuoio
*Sideboard in pau ferro with top in pau ferro
with tray in saddle leather*
cm 250 x 50 x h 77
in 98 ³/₈ x 19 ⁵/₈ x h 30 ³/₈



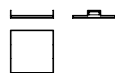
61236 Mobile in pau ferro con piano in Alulife
con vassoio in cuoio
*Sideboard in pau ferro top in Alulife
with tray in saddle leather*
cm 250 x 50 x h 77
in 98 ³/₈ x 19 ⁵/₈ x h 30 ³/₈



61232 Divisorio interno in pau ferro e cuoio
per cassetti centrali
*Internal separator in pau ferro
and saddle leather for central drawers*



61233 Set di fermapiatti in metallo nichelato e
cuoio per cassetti centrali
*Dish stopper kit in nickel plated metal
and saddle leather for central drawers*



61234 Vassoio in cuoio
Tray in saddle leather
cm 38 x 38 x h 7
in 15 x 15 x h 2 ³/₄



Se io dovessi purificare un paesaggio domestico con poche assi di legno, assegnerei questo compito impegnativo per lo più a cassepanche e cassetti. Essi non solo ripongono tutte le cianfrusaglie comuni ma scoraggiano anche una mania di possesso ed un'ossessione ad avere ancora di più.


If I were to purify a domestic landscape with few planks of wood, I would assign this demanding task mostly to chests and drawers. Not only do they put away all common oddments and trifles, they also deter mania for possessions and obsession for more.

Chi Wing Lo



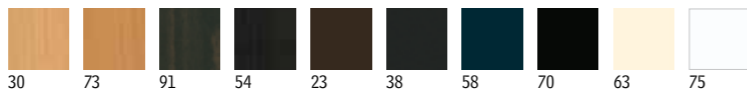
> Serie di mobili contenitore e consolle dal basamento alto o basso. La struttura del basamento è in massiccio di faggio lucidato ed i distanziali sono in metallo nichel satinato. I puntali delle gambe sono in PVC nero ed i piedini sono regolabili. I contenitori sono disponibili in faggio lucidato o laccato, o in legno d'ebano macassar lucidato naturale con l'interno in faggio lucidato naturale. Le versioni contenitore disponibili sono le seguenti: due ante con ripiani interni e due cassetti; due ante con ripiani interni e due cassetti con un cassetto interno; due ante con ripiani interni e due cassetti con due cassetti interni. I cassetti sono dotati di guide scorrevoli a scomparsa ad estrazione totale con sistema di chiusura silent system. Solo per i contenitori 52292, 52293, 52400 e 52401 è disponibile un vassoio portabottiglie in alluminio anodizzato (codice 52295). Nella versione consolle, i piani sono disponibili in faggio lucidato o laccato, ebano macassar, cristallo trasparente o cristallo bronzo stratificato.

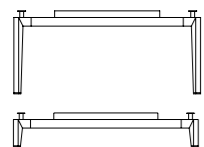
> Series of cabinets and consoles with high or low base. The base frame is in polished solid beech wood. The spacers are in glazed nickel-plated metal. The foot-caps are in black PVC and the feet are adjustable. Cabinets are in polished or lacquered beech wood or in natural polished ebony macassar, with the internal side in natural polished beech wood. The cabinet available versions are the following: two doors with internal shelves and two drawers; two doors with internal shelves and two drawers with one internal drawer; two doors with internal shelves and two drawers with two internal drawers. The completely removable drawers have recessed sliding runners and are equipped with silent system soft closing. Only for cabinets 52292, 52293, 52400 and 52401, a bottle rack in anodized aluminium is available (item nr. 52295). In the console version, tops are available in polished or lacquered beech wood, ebony macassar, transparent glass or bronze stratified glass.




● Solo per | Only for
52400 - 52401 - 52402 - 52405

34






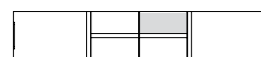
52290 Basamento alto in faggio
High base in beech wood
 cm 170 x 45 x h 75 in 67 x 17 ³/₄ x h 29 ¹/₂



52291 Basamento basso in faggio
Low base in beech wood
 cm 170 x 45 x h 29 in 67 x 17 ³/₄ x h 11 ¹/₂



52292 Contenitore in faggio, 2 ante e 2 cassetti
Cabinet in beech wood, 2 doors and 2 drawers
 cm 227 x 51 x h 44 in 89 ³/₈ x 20 x h 17 ³/₈



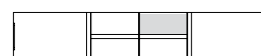
52293 Contenitore in faggio, 2 ante e 2 cassetti 1 cassetto interno
Cabinet in beech wood, 2 doors and 2 drawers 1 internal drawer
 cm 227 x 51 x h 44 in 89 ³/₈ x 20 x h 17 ³/₈



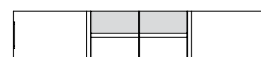
52294 Contenitore in faggio, 2 ante e 2 cassetti 2 cassetti interni
Cabinet in beech wood, 2 doors and 2 drawers 2 internal drawers
 cm 227 x 51 x h 44 in 89 ³/₈ x 20 x h 17 ³/₈




52400 Contenitore in ebano, 2 ante e 2 cassetti
Cabinet in ebony, 2 doors and 2 drawers
 cm 227 x 51 x h 44 in 89 ³/₈ x 20 x h 17 ³/₈



52401 Contenitore in ebano, 2 ante e 2 cassetti 1 cassetto interno
Cabinet in ebony, 2 doors and 2 drawers 1 internal drawer
 cm 227 x 51 x h 44 in 89 ³/₈ x 20 x h 17 ³/₈



52402 Contenitore in ebano, 2 ante e 2 cassetti 2 cassetti interni
Cabinet in ebony, 2 doors and 2 drawers 2 internal drawers
 cm 227 x 51 x h 44 in 89 ³/₈ x 20 x h 17 ³/₈



52297 Piano in faggio per art. 52290-52291
Top in beech wood for items 52290-52291
 cm 227 x 51 x h 1,5 in 89 ³/₈ x 20 x h ⁵/₈



52405 Piano in ebano per art. 52290-52291
Top in ebony for items 52290-52291
 cm 227 x 51 x h 5 in 89 ³/₈ x 20 x h 2



52298 Piano cristallo trasparente per art. 52290-52291
Top in transparent glass for items 52290-52291
 cm 227 x 51 x h 1,5 in 89 ³/₈ x 20 x h ⁵/₈



52299 Piano cristallo bronzo stratificato per art. 52290-52291
Top in bronze stratified glass for items 52290-52291
 cm 227 x 51 x h 1,5 in 89 ³/₈ x 20 x h ⁵/₈



52295 Portabottiglie in alluminio per art. 52292-52293-52400-52401
Bottle rack in aluminium for items 52292-52293-52400-52401





H1		ITEM NR.	QUANTITY
<i>Base in beech wood, top in beech wood</i>		52297	1
		52290	1
	cm 227 x 51 x h 80 in 89 ³ / ₈ x 20 x h 31 ¹ / ₂		

H2		ITEM NR.	QUANTITY
<i>Base in beech wood, top in beech wood</i>		52297	1
		52291	1
	cm 227 x 51 x h 34 in 89 ³ / ₈ x 20 x h 13 ³ / ₈		

H3		ITEM NR.	QUANTITY
<i>Base in beech wood, transparent glass top</i>		52298	1
		52290	1
	cm 227 x 51 x h 76,5 in 89 ³ / ₈ x 20 x h 30 ¹ / ₈		

H4		ITEM NR.	QUANTITY
<i>Base in beech wood, transparent glass top</i>		52298	1
		52291	1
	cm 227 x 51 x h 30,5 in 89 ³ / ₈ x 20 x h 12		

H5		ITEM NR.	QUANTITY
<i>Base in beech wood, bronze stratified glass top</i>		52299	1
		52290	1
	cm 227 x 51 x h 76,5 in 89 ³ / ₈ x 20 x h 30 ¹ / ₈		

H6		ITEM NR.	QUANTITY
<i>Base in beech wood, bronze stratified glass top</i>		52299	1
		52291	1
	cm 227 x 51 x h 30,5 in 89 ³ / ₈ x 20 x h 12		



H7 ITEM NR. QUANTITY

Base in beech wood, top in ebony



cm 227 x 51 x h 80
in 89 ³/₈ x 20 x h 31 ¹/₂

ITEM NR.	QUANTITY
52405	1
52290	1

H8 ITEM NR. QUANTITY

Base in beech wood, top in ebony

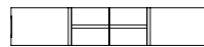


cm 227 x 51 x h 34
in 89 ³/₈ x 20 x h 13 ³/₈

ITEM NR.	QUANTITY
52405	1
52291	1

H9 - H10 - H11 ITEM NR. QUANTITY

Base in beech wood, cabinet in beech wood

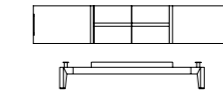


cm 227 x 51 x h 119
in 89 ³/₈ x 20 x h 46 ⁷/₈

ITEM NR.	QUANTITY
H9 52292	1
52290	1
H10 52293	1
52290	1
H11 52294	1
52290	1

H12 - H13 - H14 ITEM NR. QUANTITY

Base in beech wood, cabinet in beech wood

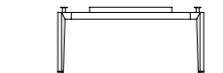
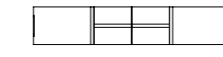


cm 227 x 51 x h 73
in 89 ³/₈ x 20 x h 28 ³/₄

ITEM NR.	QUANTITY
H12 52292	1
52291	1
H13 52293	1
52291	1
H14 52294	1
52291	1

H15 - H16 - H17 ITEM NR. QUANTITY

Base in beech wood, cabinet in ebony




cm 227 x 51 x h 119
in 89 ³/₈ x 20 x h 46 ⁷/₈

ITEM NR.	QUANTITY
H15 52400	1
52290	1
H16 52401	1
52290	1
H17 52402	1
52290	1

H18 - H19 - H20 ITEM NR. QUANTITY

Base in beech wood, cabinet in ebony




cm 227 x 51 x h 73
in 89 ³/₈ x 20 x h 28 ³/₄

ITEM NR.	QUANTITY
H18 52400	1
52291	1
H19 52401	1
52291	1
H20 52402	1
52291	1

JUPITER | Massimo Scolari 1997

> Libreria con moduli fissi accostabili in faggio e disponibile con un modulo laterale con l'elemento estraibile ad estensione libera sino a cm 72. La spalla dell'elemento è estraibile ed è in tamburato e impiallacciatura di faggio, con la cremagliera e il reggiripiano in metallo nichelato. Per garantire la stabilità nell'utilizzo dell'estensibile, ogni elemento (sia fisso sia estraibile) viene corredato con un minimo di tre ripiani intermedi. Gli elementi fissi sono forniti di una lampada in alluminio anodizzato dotata di lampadina alogena da 35W ed interruttore a sensore inserito frontalmente nel montante. Tutti gli elementi hanno profondità di cm 40 e altezza di cm 234. La larghezza degli elementi fissi è di cm 102, mentre quello degli elementi laterali con estraibile varia da cm 108 a cm 180. Per ottenere la larghezza totale della composizione prevista è necessario aggiungere alla somma degli elementi lo spessore della spalla di chiusura di cm 6.

> *Modular bookcase composed of fixed elements in beech wood which can be positioned one after the other; it is also available with a lateral sliding element with an extension up to cm 72. The frame is in polished beechwood. The shoulder of the sliding element is in veneered beechwood, with rack and shelf support in nickel-plated metal. In order to secure stability when using the sliding extension, each element (either fixed or sliding) is equipped with at least three intermediate shelves. The fixed element is supplied with a 35W halogen bulb and a sensor-switch on the middle post. All the elements have a depth of cm 40 and a height of cm 234. The width of the fixed elements is cm 102, while the width of the lateral elements with sliding extension goes from cm 108 to cm 180. In order to calculate the total width of each desired composition, add the width of the shoulder of the lateral element, cm 6, to the total width of the fixed elements.*



30

54

Particolare della lampada che illumina la zona davanti agli scaffali come una vera biblioteca. Dettagli della maniglia e della spalla estraibile

Particular of the lamp that lights up the area in front of the shelves as in a real library. Details of the handle and the sliding shoulder.

Jupiter è una libreria che segue la crescita culturale e si adatta agli spazi che vogliamo assegnare a questa crescita.

Jupiter is a bookcase in compliance with the cultural growth and suits the spaces we intend to dedicate to such growth.

Massimo Scolari



53550 Elemento laterale in faggio
Side element in beech wood
 cm 102 x 40 x h 234 in 40¹/₈ x 15³/₈ x h 92¹/₈

53551 Elemento centrale in faggio
Central element in beech wood
 cm 102 x 40 x h 234 in 40¹/₈ x 15³/₈ x h 92¹/₈

53560 Elemento laterale in faggio con estraibile destro (completo di ripiani)
Side element in beech wood with right sliding unit (equipped with shelves)
 Chiuso/ *Closed*
 cm 108 x 40 x h 234 in 42¹/₂ x 15³/₈ x h 92¹/₈
 Aperto/ *Open*
 cm 180 x 40 x h 234 in 70⁷/₈ x 15³/₈ x h 92¹/₈

53561 Elemento laterale in faggio con estraibile sinistro (completo di ripiani)
Side element in beech wood with left sliding unit (equipped with shelves)
 Chiuso/ *Closed*
 cm 108 x 40 x h 234 in 42¹/₂ x 15³/₈ x h 92¹/₈
 Aperto/ *Open*
 cm 180 x 40 x h 234 in 70⁷/₈ x 15³/₈ x h 92¹/₈

53559 Ripiano in faggio per elemento fisso
Shelf in beech wood for fixed element
 cm 96 x 36,5 x h 6 in 37³/₄ x 14³/₈ x h 2³/₈

53569 Ripiano per elemento estraibile in faggio
Shelf in beech wood for sliding unit
 cm 102 x 34 x h 2,5 in 40¹/₈ x 13³/₈ x h 1

53555 Spalla di chiusura destra in faggio
Right end shoulder in beech wood
 cm 6 x 40 x h 234 in 2³/₈ x 15³/₈ x h 92¹/₈

53562 Spalla di chiusura sinistra in faggio
Left end shoulder in beech wood
 cm 6 x 40 x h 234 in 2³/₈ x 15³/₈ x h 92¹/₈

53563 Spalla intermedia in faggio
Middle shoulder in beech wood
 cm 6 x 40 x h 234 in 2³/₈ x 15³/₈ x h 92¹/₈

53580 Cassetto singolo impilabile ed accostabile in faggio
Single drawer in beech wood for stacking and placing side by side
 cm 48 x 36 x h 12 in 19 x 14¹/₄ x h 4³/₄

53582 Contenitore in faggio con anta battente destra o sinistra
Cabinet in beech wood with left or right swing door
 cm 48 x 36 x h 48 in 19 x 14¹/₄ x h 19

53584 Ripiano a sbalzo in faggio
Protruding shelf in beech wood
 cm 34 x 34 x h 3 in 13³/₈ x 13³/₈ x h 1¹/₄





J1		ITEM NR.	QUANTITY
		53550	1
		53555	1
		53559	4
		cm 108 x 40 x h 234 in 42 1/2 x 15 3/8 x h 92 1/8	


J2		ITEM NR.	QUANTITY
		53550	1
		53551	1
		53555	1
		53559	7
		cm 210 x 40 x h 234 in 82 3/4 x 15 3/8 x h 92 1/8	

J3		ITEM NR.	QUANTITY
		53550	1
		53551	1
		53555	1
		53559	8
		cm 210 x 40 x h 234 in 82 3/4 x 15 3/8 x h 92 1/8	

J4		ITEM NR.	QUANTITY
		53550	1
		53551	2
		53555	1
		53559	9
		cm 312 x 40 x h 234 in 123 x 15 3/8 x h 92 1/8	

J5		ITEM NR.	QUANTITY
		53550	1
		53551	2
		53555	1
		53559	12
		cm 312 x 40 x h 234 in 123 x 15 3/8 x h 92 1/8	

J6		ITEM NR.	QUANTITY
		53550	1
		53551	2
		53555	1
		53559	10
		cm 312 x 40 x h 234 in 123 x 15 3/8 x h 92 1/8	



J7




cm 114 ÷ 186 x 40 x h 234
in 44 ⁷/₈ ÷ 73 ¹/₄ x 15 ³/₈ x h 92 ¹/₈

ITEM NR. QUANTITY

53561	1
53555	1
53559	4
53569	4

J8

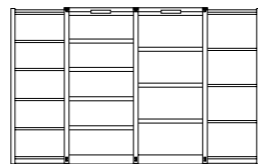


cm 114 ÷ 186 x 40 x h 234
in 44 ⁷/₈ ÷ 73 ¹/₄ x 15 ³/₈ x h 92 ¹/₈

ITEM NR. QUANTITY

53560	1
53562	1
53559	4
53569	4

J9

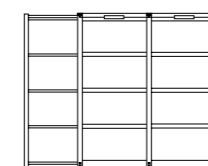


cm 222 ÷ 366 x 40 x h 234
in 87 ³/₈ ÷ 144 ¹/₈ x 15 ³/₈ x h 92 ¹/₈

ITEM NR. QUANTITY

53560	1
53561	1
53563	1
53559	7
53569	7

J10


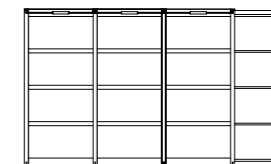


cm 216 ÷ 288 x 40 x h 234
in 85 ÷ 113 ³/₈ x 15 ³/₈ x h 92 ¹/₈

ITEM NR. QUANTITY

53551	1
53561	1
53555	1
53559	6
53569	3

J11



cm 318 ÷ 390 x 40 x h 234
in 125 ¹/₄ ÷ 153 ⁵/₈ x 15 ³/₈ x h 92 ¹/₈

ITEM NR. QUANTITY

53550	1
53551	1
53560	1
53563	1
53559	9
53569	3

J12



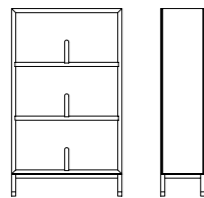
cm 324 ÷ 468 x 40 x h 234
in 127 ⁵/₈ ÷ 184 ¹/₄ x 15 ³/₈ x h 92 ¹/₈

ITEM NR. QUANTITY

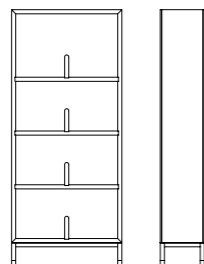
53551	1
53560	1
53561	1
53563	1
53559	9
53569	6

> Serie di librerie accostabili disponibili in due altezze: 136 e 185 cm. La struttura è in multistrato di pioppo. Il massiccio sui bordi e l'impiallacciatura sulle parti esterne sono in noce nazionale con lucidatura acrilica naturale (fin.9) o tinto scuro (fin.10). Nella parte interna l'impiallacciatura è di Sycomore frisé tinto bianco per entrambe le versioni. La base è in massiccio di noce nazionale con puntali in metallo bronzato ed è regolabile per il livellamento. Accessori: teca in massiccio di noce nazionale con piano in massiccio e impiallacciatura di Sycomore frisé tinto bianco. La lucidatura acrilica è disponibile in due versioni: naturale (fin.9) o tinto scuro (fin.10). La finitura 10 mantiene il Sycomore frisé tinto bianco.

> Series of bookcases, which can be positioned one after the other, with height 136 and 185 cm. The frame is in poplar plywood. The solid wood on the profiles and the veneer on the external part are in national walnut with acrylic polishing natural (fin.9) or dark painted (fin.10). The internal part is white painted Fiddleback Sycamore veneered for both versions. The base is in solid national walnut with bronze metal tips and can be adjusted for levelling. Accessories: showcase in solid national walnut. The top is in solid wood and white painted Fiddleback Sycamore veneered. The acrylic polishing is available in two versions: natural (fin.9) or dark painted (fin.10). The finish 10 keeps the white painted Fiddleback Sycamore.



50500 Elemento in noce nazionale e Sycomore frisé tinto bianco
Element in national walnut and white painted Fiddleback Sycamore
cm 80 x 32 x h 136
in 31 1/2 x 12 5/8 x h 53 1/2




50501 Elemento in noce nazionale e Sycomore frisé tinto bianco
Element in national walnut and white painted Fiddleback Sycamore
cm 80 x 32 x h 185
in 31 1/2 x 12 5/8 x h 72 7/8



50502 Teca in noce nazionale e Sycomore frisé tinto bianco
Showcase in national walnut and white painted Fiddleback Sycamore
cm 77 x 32 x h 49
in 30 3/8 x 12 5/8 x h 19 1/4

Particolare architettonico della teca.
Dettaglio dell'acero Sycomore che riveste la parte interna.

*Architectural detail of the showcase.
Particular of Sycamore maple that covers the inside.*



09 10





Libreria che emana leggerezza, Nea è una presenza al tempo stesso forte e aggraziata. La possiamo immaginare galleggiare senza peso nello spazio domestico, utile non solo come mobile per riporre libri o oggetti, ma anche come divisorio tra le stanze, dando un senso di profondità e trasparenza. Il tutto grazie a un design molto ricercato e al materiale utilizzato: l'acero Sycomore nella parte interna dal colore delicato dona alla libreria uno stile intramontabile.


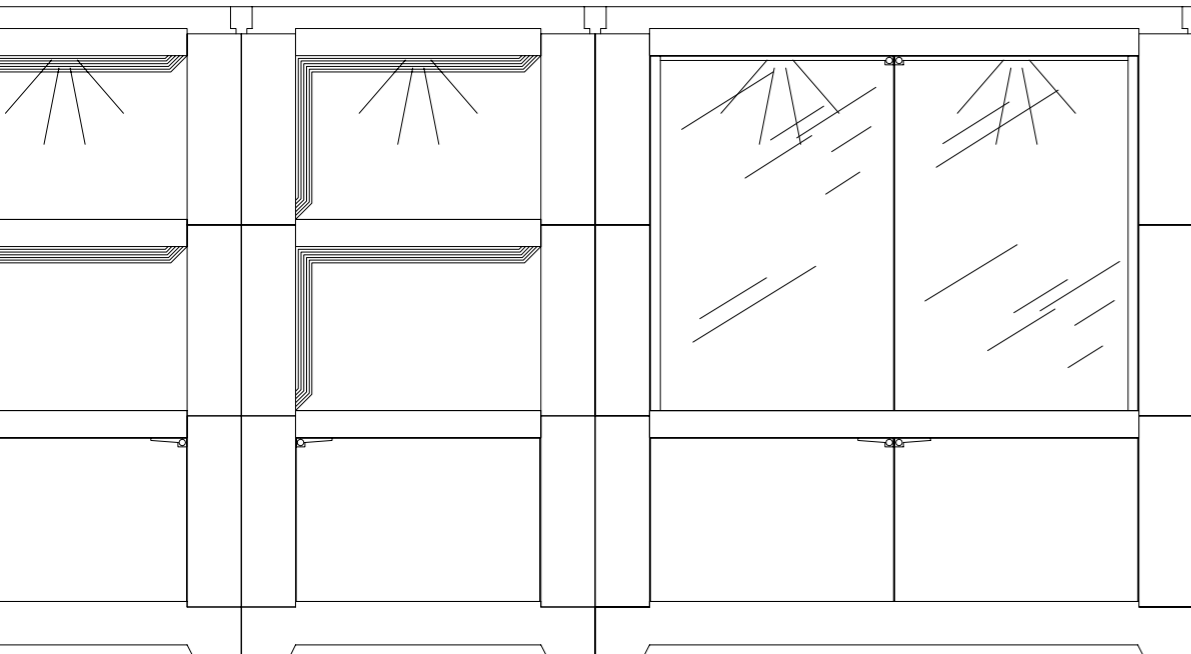
Nea, a bookcase which emanates lightness, is at the same time both a strong and graceful presence. We can imagine it floating weightlessly in a home area, not only useful for putting away books and objects, but also as a dividing element between rooms, giving a sense of depth and transparency. All this thanks to a very original design and the material that is used: the Sycamore maple on the inside has a delicate colour, giving the bookcase a timeless style.



OLI DINING | Chi Wing Lo 1995/2009

> Oli in versione *dining* è un mobile con funzione contenitore che soddisfa esigenze sia estetiche che pratiche. Da un lato, si presta come vetrina per esibire servizi di piatti, ceramiche ed altre stoviglie di pregio; è possibile anche realizzare la soluzione opposta che permette di non lasciare nulla alla vista.

> *The Oli dining version functions as a cabinet that satisfies both aesthetical and practical needs. It can be used as a glass cabinet to house dinner services, ceramics and other precious crockery to be kept on show. Another solution lies in the opposite alternative whereby everything is hidden from view.*




Quando due pezzi di legno si uniscono, c'è sempre una sorta di indulgenza riguardante il fatto che la lavorazione dovrebbe essere elaborata, sottile, nascosta o semplicemente ignorata. Dopo tutto, l'elaborazione potrebbe trasformarsi in esagerazione, mentre la delicatezza spesso richiede uno sforzo eccessivo con un risultato minimo. Nasconderla significherebbe vedere presto il problema svelato, ma per evitarla del tutto io potrei lavorare con un'illusione di un materiale diverso dal legno. Questi sono i dilemmi dell'opera di falegnameria.

When two pieces of wood join, there is always an indulgence whether the joinery should be elaborated upon, subtle, hidden, or just be ignored. After all, elaboration may turn out to be exaggeration, while subtlety often requires extra effort with little result. To hide it will soon be a problem revealed, but to avoid it totally, I may be working with an illusion of a material other than wood. These are the dilemma of joinery.

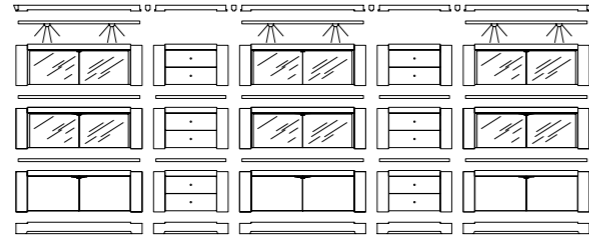
Chi Wing Lo





OD1

ITEM NR. QUANTITY



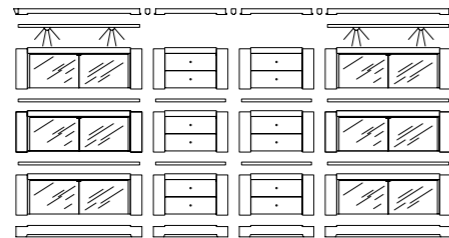
52217	3
52214	3
52215	3
50155	3
52216	3
52221	3
52222	6
52237	2
50175	4
52236	2
52246	6
52500	1
52501	1
52502	4

cm 465 x 51,4 x h 119,6
in 183 x 20 1/4 x h 47




OD2

ITEM NR. QUANTITY



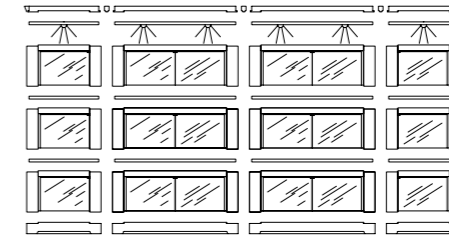
52217	2
52214	2
52215	4
52216	2
52222	6
52237	2
50175	4
52236	2
52246	6
52500	1
52501	1
52502	3

cm 354,8 x 51,4 x h 119,6
in 139 3/8 x 20 1/4 x h 47



OD3

ITEM NR. QUANTITY



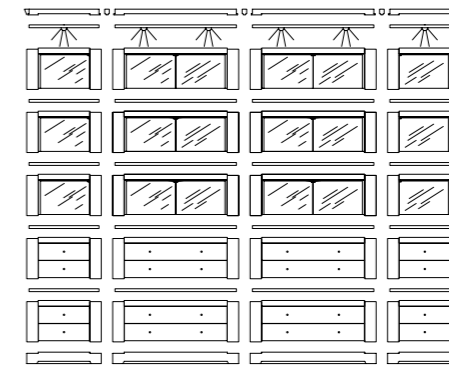
52217	2
52214	2
52215	4
52216	2
52222	6
52237	2
52234	4
52235	2
52236	2
52243	3
52244	3
52500	1
52501	1
52502	3

cm 354,8 x 51,4 x h 119,6
in 139 3/8 x 20 1/4 x h 47



OD4

ITEM NR. QUANTITY





52217	2
52214	2
52215	4
50155	4
52216	2
52222	6
52225	4
52237	2
52234	4
50175	4
52235	2
52236	2
52243	3
52244	3
52246	4
52500	1
52501	1
52502	3

cm 354,8 x 51,4 x h 190
in 139 3/8 x 20 1/4 x h 74 3/4



> Oli in versione *living* permette di creare soluzioni *ad hoc*, attraverso configurazioni che si prestano a scopi estremamente diversi. Per esempio, Oli incontra le necessità del collezionista che desidera esibire oggetti di valore; allo stesso tempo, è ideale in veste di libreria o per realizzare uno spazio dedicato all'installazione dell'Hi-Fi o dell'*home theater*. In ogni caso, la versatilità è la qualità che rende Oli adatto a soddisfare diverse esigenze abitative all'insegna della personalizzazione.

> *The Oli in the living room setting allows one to create ad hoc solutions through flexible configurations, which can be used for completely different purposes. For example, Oli meets the needs of the collector who needs to store precious objects. At the same time, it is ideal as a bookcase or as a dedicated area for the Hi-Fi, or the home theatre. In any case, versatility is the quality that makes Oli suitable to meet so many different living needs through its personalised solutions.*

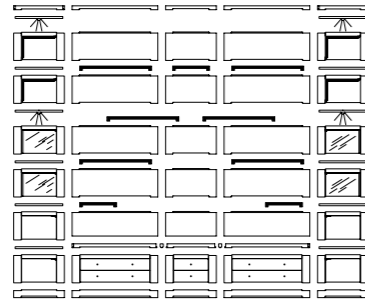






OL1

ITEM NR. QUANTITY ITEM NR. QUANTITY



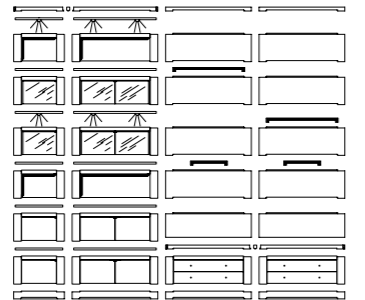
52217	2	52244	2
52216	2	52246	1
52225	2	52260	2
52237	3	52261	8
50175	4	52262	2
52234	4	52264	6
52235	2	52270	1
52236	3	52271	4
52239	2	52272	1
52240	4	52274	3
52241	2	52502	2
52242	2	52503	3
52243	2	52504	3

cm 416 x 52 x h 225,2
in 163 3/4 x 20 3/8 x h 88 5/8




OL2

ITEM NR. QUANTITY ITEM NR. QUANTITY



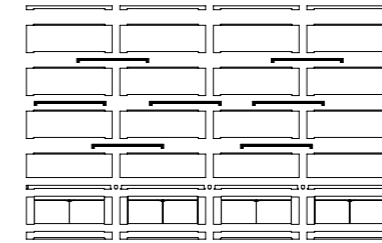
52217	3	52236	1
50155	2	52239	1
52214	1	52240	2
52215	2	52242	2
52216	3	52244	2
52218	1	52260	2
52220	2	52261	8
52221	2	52262	2
52222	2	52264	2
52225	2	52274	2
52237	1	52502	2
50175	2	52503	2
52234	2	52504	2
52235	1		

cm 395,8 x 52 x h 225,2
in 155 3/4 x 20 3/8 x h 88 5/8



OL3

ITEM NR. QUANTITY



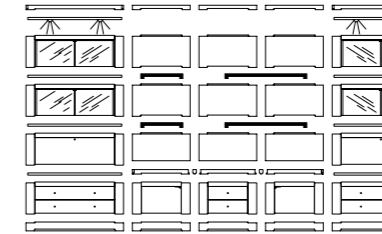
51707	4
52520	4
51722	4
51711	4
52260	4
52261	12
52262	4
52264	7
52507	3
52508	1
52509	1

cm 440,8 x 42 x h 190
in 173 5/8 x 16 5/8 x h 74 3/4



OL4

ITEM NR. QUANTITY ITEM NR. QUANTITY



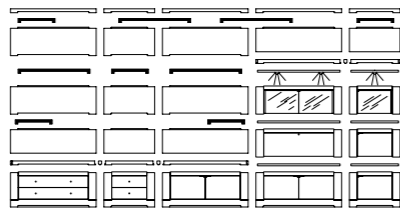
52217	2	52246	1
52214	2	52270	3
50155	4	52271	6
52215	2	52272	3
52216	2	52264	2
52222	4	52274	2
52223	2	52502	2
52225	2	52503	3
52237	3	52504	3
52523	2		
52236	3		
52241	1		
52242	1		

cm 416 x 52 x h 154,8
in 163 3/4 x 20 3/8 x h 61





OL5

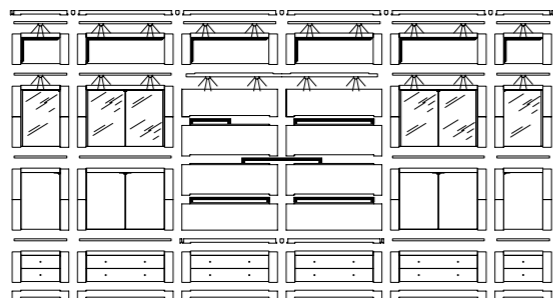


ITEM NR.	QUANTITY	ITEM NR.	QUANTITY
52217	3	52243	1
52522	1	52246	1
52214	1	52260	3
50155	2	52261	4
52216	3	52262	3
52221	2	52264	4
52222	1	52270	2
52223	1	52271	2
52225	1	52272	2
52237	2	52274	5
50175	2	52502	3
52235	1	52503	2
52236	2	52504	2
52241	2		




cm 461 x 52 x h 154,8
in 181 ³/₈ x 20 ³/₈ x h 61

OL6



ITEM NR.	QUANTITY	ITEM NR.	QUANTITY
52217	6	52235	2
52214	4	52240	2
52220	4	52239	2
52218	2	50174	1
50152	2	50173	1
50151	2	50172	1
50156	4	50171	1
52215	2	50176	4
50155	2	52234	2
52225	4	50175	2
52216	4	52246	2
50198	1	52236	2
50178	2	52502	6
52261	4	52503	2
52262	2	52504	2
52264	4		
52274	1		
52237	2		




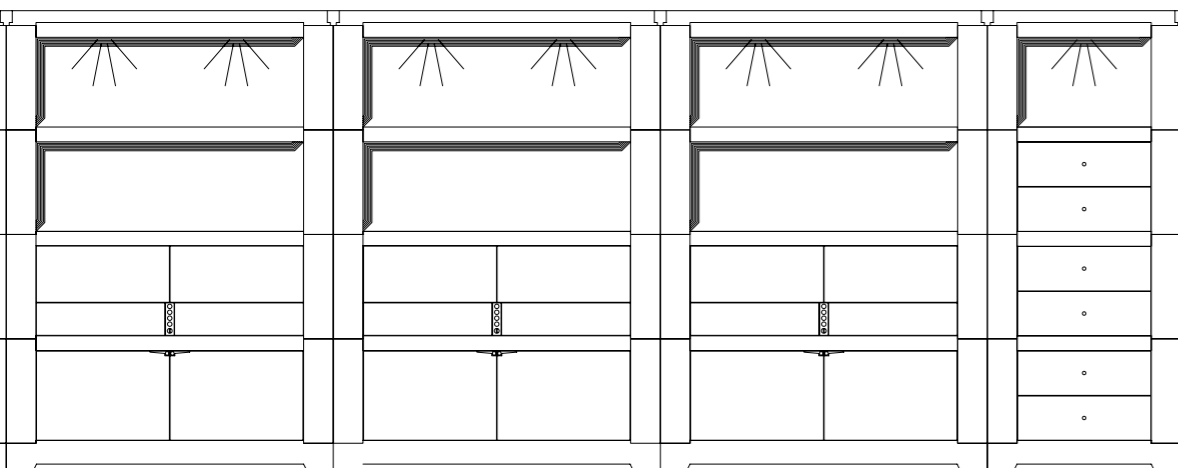
cm 571,2 x 52 x h 225,2
in 224 ³/₄ x 20 ³/₈ x h 88 ⁵/₈



OLI OFFICE | Chi Wing Lo 1995/2009

> Il componibile Oli offre l'opportunità di realizzare una zona ufficio altamente funzionale. La linearità delle forme e la sobrietà del design creano un ambiente di classe che risponde ai criteri dell'ordine, favorendo il pensiero e la concentrazione. Al contempo, le qualità strutturali di Oli si materializzano in un mobile pratico ed innovativo, in grado di rispondere alle esigenze concrete di chi lavora. Un esempio è la cassetteria a chiusura elettronica, a scelta corredata di uno schedario, che offre l'opportunità di inserire un codice personale per garantire una maggiore riservatezza nel custodire documenti o materiali importanti.

> *The Oli modular system allows the creation of a highly functional office area. The linear shape and the sobriety of the design result in a classy environment that can be designed according to your needs to facilitate thoughts and concentration. At the same time, the structural qualities of Oli make it a practical and innovative piece that exceeds the most demanding needs. As an example, the Oli drawers with electronic locking system, also available with the filing system component, enable one to insert his or her personal code to guarantee the maximum privacy when keeping important documents.*

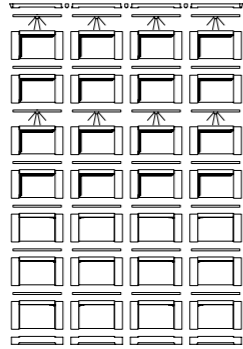






001

ITEM NR. QUANTITY

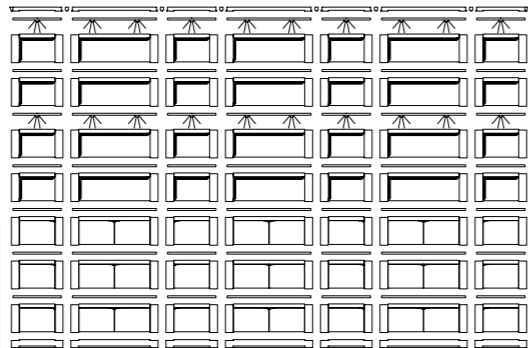



51737	4
50165	12
51734	8
51735	4
51736	4
51739	4
51740	16
51741	6
51742	6
52505	1
52506	1
52507	3

cm 264,8 x 41,4 x h 260,4
in 104 1/4 x 16 1/4 x h 102 5/8

002

ITEM NR. QUANTITY ITEM NR. QUANTITY

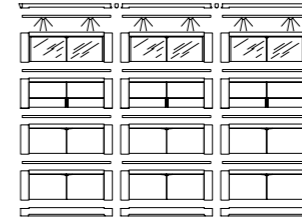


51707	3	51734	8
51708	3	51735	4
51709	3	51736	4
50145	9	51739	4
51720	6	51740	16
51722	3	51741	6
51710	12	51742	6
51711	9	52505	1
51737	4	52506	1
50165	12	52507	6

cm 595,4 x 41,4 x h 260,4
in 234 3/8 x 16 1/4 x h 102 5/8

003

ITEM NR. QUANTITY

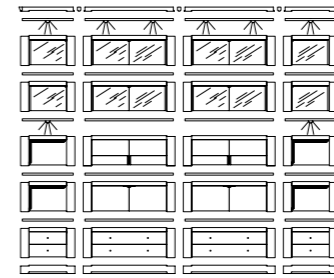


52217	3
52214	3
50155	9
52216	3
52221	6
52222	3
52226	3
52500	1
52501	1
52502	2

cm 334,6 x 51,4 x h 154,8
in 131 3/4 x 20 1/4 x h 61

004

ITEM NR. QUANTITY ITEM NR. QUANTITY

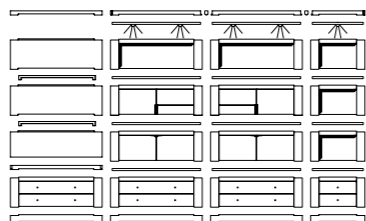


52217	2	50175	2
52214	2	52235	2
52215	2	52236	2
50155	6	52239	2
52216	2	52240	4
52221	2	52243	2
52222	4	52244	2
52225	2	52246	2
52226	2	52500	1
52237	2	52501	1
52234	4	52502	3

cm 354,8 x 51,4 x h 190
in 139 5/8 x 20 1/4 x h 74 3/4



005

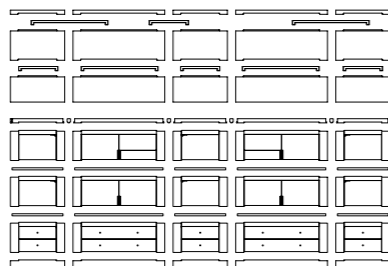


ITEM NR.	QUANTITY	ITEM NR.	QUANTITY
52217	3	52235	1
52214	2	52236	1
50155	6	52240	3
52216	3	52246	1
52220	2	52260	1
52221	2	52261	2
52225	3	52262	1
52227	1	52264	2
52228	1	52502	2
52237	1	52503	2
52234	2	52504	2
50175	1		



cm 395,8 x 52 x h 154,8
in 155 ³/₄ x 20 ³/₈ x h 61

006



ITEM NR.	QUANTITY	ITEM NR.	QUANTITY
52217	2	52246	3
50155	4	52260	2
52216	2	52261	2
52225	2	52262	2
52227	1	52264	4
52228	1	52270	3
52229	2	52271	3
52237	3	52272	3
52523	3	52274	4
50175	6	52502	4
52236	3	52503	1
52241	4	52504	1
52242	2		




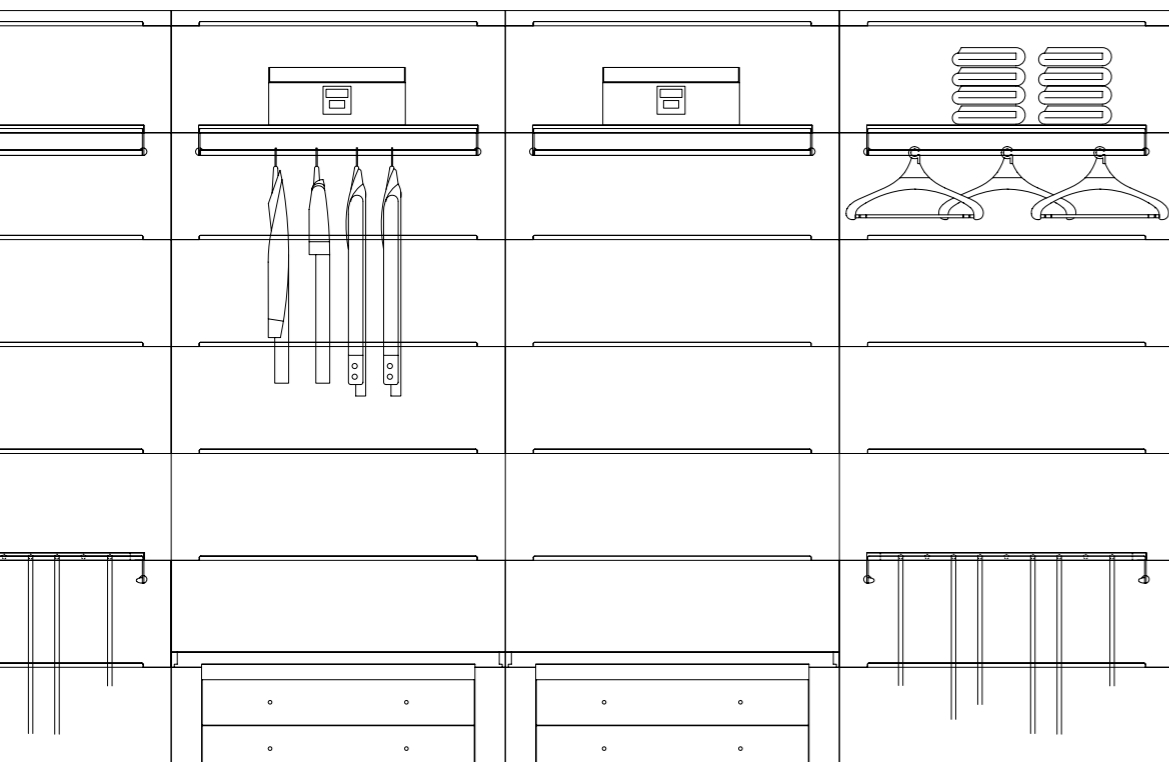
cm 416 x 52 x h 190
in 163 ³/₄ x 20 ³/₈ x h 74 ³/₄



OLI WARDROBE | Chi Wing Lo 1995/2009

> Oli in versione guardaroba si caratterizza per versatilità, qualità che gli permette di interpretare l'eleganza e la praticità all'insegna della personalizzazione. Il risultato finale è un guardaroba di design che rispecchia le esigenze personali, grazie alle molteplici soluzioni offerte ed all'impiego di diversi elementi, quali mensole per appendere gli abiti o appoggiarvi gli oggetti, grucce in legno e scatole-contenitore in cuoio naturale.

> *The Oli version of the wardrobe is characterised by versatility, a quality that grants elegance, practicality and personalisation. The final result is a designer wardrobe able to reflect the most intimate requirements, thanks to all the solutions made available through the various elements, such as shelves for hanging clothes or placing objects, wooden coat hangers and box containers in natural leather.*

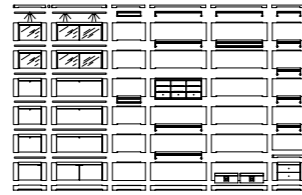






OW1

ITEM NR. QUANTITY ITEM NR. QUANTITY



52217	1	52263	2
52214	1	52270	2
52215	1	52271	9
50155	4	52272	1
52216	1	52273	1
52221	1	51660	2
52222	2	51661	1
52223	3	51662	5
52237	2	51663	5
50175	4	51664	1
52234	1	51665	2
52235	1	51670	1
52236	2	51673	3
52242	1	51674	6
52244	2	51678	2
52245	3	52502	1
52246	1	52503	2
52260	2	52504	2
52261	10		



cm 526,2 x 52 x h 225,2
in 207 ³/₄ x 20 ³/₈ x h 88 ⁵/₈

OW2

ITEM NR. QUANTITY ITEM NR. QUANTITY



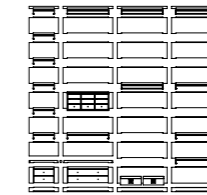
52217	1	52273	2
52216	1	51661	2
52225	1	51662	3
52237	1	51663	7
52236	1	51665	2
52246	1	51670	1
52260	1	51673	3
52261	4	51674	6
52262	1	52503	2
52270	3	52504	2
52271	14	51678	2
52272	1		



cm 305,8 x 52 x h 225,2
in 120 ³/₈ x 20 ³/₈ x h 88 ⁵/₈

OW3

ITEM NR. QUANTITY ITEM NR. QUANTITY




52217	1	51660	2
52216	1	51662	3
52225	1	51663	6
52236	1	51664	4
52237	1	51670	1
52246	1	51672	1
52260	3	51673	3
52261	17	51674	6
52262	1	52502	1
52263	2	52503	1
52270	1	52504	1
52271	5	51678	2
52272	1		



cm 395,8 x 52 x h 260,4
in 155 ³/₄ x 20 ³/₈ x h 102 ⁵/₈

OW4

ITEM NR. QUANTITY ITEM NR. QUANTITY



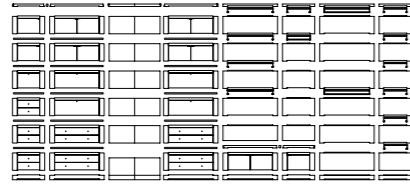
52217	1	52263	2
52216	1	52270	3
52225	1	52271	13
52237	5	52272	2
52234	9	52273	1
52235	3	51660	2
52236	5	51661	1
52239	6	51662	3
52240	18	51663	2
52246	2	51664	3
52256	1	51665	3
52257	5	51672	2
52258	1	51678	3
52260	3	52502	3
52261	14	52503	3
52262	1	52504	3



cm 643 x 182,4 x h 225,2
in 253 x 71 ³/₄ x h 88 ⁵/₈



OW5

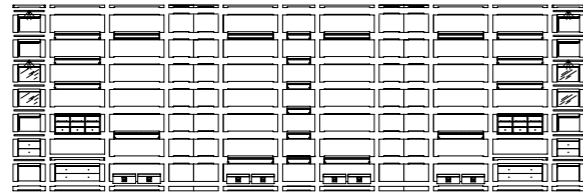


ITEM NR.	QUANTITY	ITEM NR.	QUANTITY
52217	3	52260	2
50155	10	52261	9
52522	3	52262	1
52216	3	52263	1
52221	5	52270	2
52223	4	52271	9
52225	4	52272	1
52237	2	52273	1
50175	5	51660	1
52523	2	51661	1
52236	2	51662	3
52241	1	51663	7
52242	2	51664	2
52245	1	51665	1
52246	3	51672	1
52256	1	52502	2
52257	5	52503	3
52258	1	52504	3



cm 512,4 x 227 x h 225,2
in 201 ³/₄ x 89 ¹/₄ x h 88 ⁵/₈

OW6



ITEM NR.	QUANTITY	ITEM NR.	QUANTITY
52217	2	52271	6
52216	2	52273	1
52225	2	51660	4
52237	2	51661	1
50175	4	51662	8
52234	6	51663	6
52235	2	51664	4
52236	2	51670	2
52239	2	51673	9
52240	6	51674	9
52241	1	51672	2
52242	1	51699	2
52243	2	51695	2
52244	2	51691	12
52246	2	51659	2
52260	6	52503	4
52261	34	52504	4
52262	2	51678	8
52263	4		
52270	1		



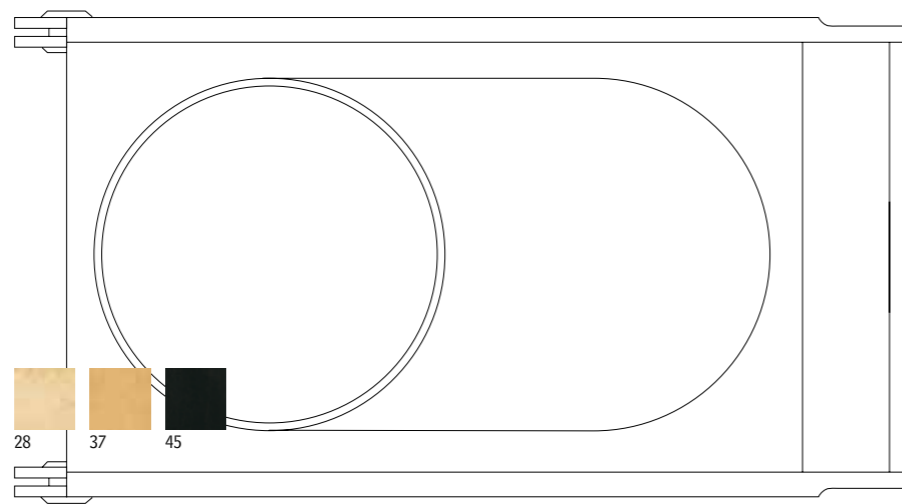
cm 389,6 x 337,6 x h 260,4
in 153 ³/₈ x 133 x h 102 ⁵/₈

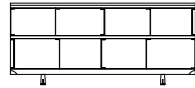


> Serie di mobili contenitore dalla struttura interna in multistrato impiallacciato di acero lucidato e parti in acero massiccio lucidato. I pomoli, le cerniere ed i piedini sono in metallo verniciato. E' disponibile o nella versione fissa da 170 e 255 cm o nella versione carrello da 97 cm. Il mobile carrello è dotato di ruote ed è utilizzabile sia singolarmente sia accostato al mobile da 170 cm, da entrambi i lati. Il piano è disponibile nelle seguenti varianti: granito nero assoluto, cristallo bianco, cristallo glacè, cristallo sabbato e legno di acero.




> Series of sideboards with the internal frame in polished maple plywood and elements in polished solid maple. The knobs, the hinges and the feet are in painted metal. It is available in the fixed version, 170 cm and 255 cm, or in the trolley version, 97 cm. The trolley, which is wheel-mounted, can be used on its own or in combination with the 170 cm sideboard on both sides. The top is available in the following versions: absolute black granite, white glass, glacè glass, sand-blasted glass and maple.





51750 Mobile in acero piano granito
Sideboard in maple, granite top
cm 170 x 55 x h 75 in 67 x 21 ⁵/₈ x h 29 ¹/₂

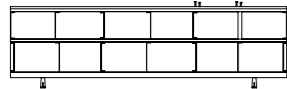


51751 Mobile in acero piano cristallo sabbato
Sideboard in maple, sand-blasted glass top
cm 170 x 55 x h 75 in 67 x 21 ⁵/₈ x h 29 ¹/₂

51752 Mobile in acero piano legno
Sideboard in maple, wooden top
cm 170 x 55 x h 75 in 67 x 21 ⁵/₈ x h 29 ¹/₂

51762 Mobile in acero piano cristallo bianco
Sideboard in maple, white glass top
cm 170 x 55 x h 75 in 67 x 21 ⁵/₈ x h 29 ¹/₂

51764 Mobile in acero piano cristallo glacé
Sideboard in maple, glacé glass top
cm 170 x 55 x h 75 in 67 x 21 ⁵/₈ x h 29 ¹/₂



51753 Mobile in acero piano granito
Sideboard in maple, granite top
cm 255 x 55 x h 75 in 100 ³/₈ x 21 ⁵/₈ x h 29 ¹/₂

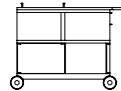


51754 Mobile in acero piano cristallo sabbato
Sideboard in maple, sand-blasted glass top
cm 255 x 55 x h 75 in 100 ³/₈ x 21 ⁵/₈ x h 29 ¹/₂

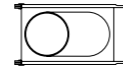
51755 Mobile in acero piano legno
Sideboard in maple, wooden top
cm 255 x 55 x h 75 in 100 ³/₈ x 21 ⁵/₈ x h 29 ¹/₂

51765 Mobile in acero piano cristallo bianco
Sideboard in maple, white glass top
cm 255 x 55 x h 75 in 100 ³/₈ x 21 ⁵/₈ x h 29 ¹/₂

51767 Mobile in acero piano cristallo glacé
Sideboard in maple, glacé glass top
cm 255 x 55 x h 75 in 100 ³/₈ x 21 ⁵/₈ x h 29 ¹/₂



51756 Mobile carrello in acero piano granito
Trolley sideboard in maple, granite top
cm 97 x 55 x h 75 in 38 ¹/₈ x 21 ⁵/₈ x h 29 ¹/₂



51757 Mobile carrello in acero piano cristallo sabbato
Trolley sideboard in maple, sand-blasted glass top
cm 97 x 55 x h 75 in 38 ¹/₈ x 21 ⁵/₈ x h 29 ¹/₂

51758 Mobile carrello in acero piano legno
Trolley sideboard in maple, wooden top
cm 97 x 55 x h 75 in 38 ¹/₈ x 21 ⁵/₈ x h 29 ¹/₂

51768 Mobile carrello in acero piano cristallo bianco
Trolley sideboard in maple, white glass top
cm 97 x 55 x h 75 in 38 ¹/₈ x 21 ⁵/₈ x h 29 ¹/₂

51769 Mobile carrello in acero piano cristallo glacé
Trolley sideboard in maple, glacé glass top
cm 97 x 55 x h 75 in 38 ¹/₈ x 21 ⁵/₈ x h 29 ¹/₂



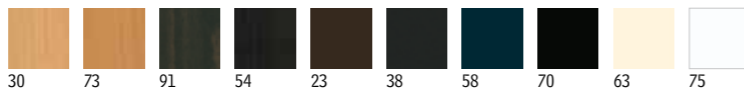
> Serie di contenitori impilabili a quattro cassetti da 227 cm di larghezza e da 14 e 22 cm di altezza. Sono disponibili nella versione completamente in faggio o nella versione in ebano macassar per la parte esterna e faggio naturale per la parte interna. Il distanziale tra una cassettera e l'altra è in faggio lucidato o in ebano macassar lucidato naturale. La struttura del basamento è in massiccio di faggio lucidato e, per le versioni in ebano macassar, solo in faggio laccato nero opaco (fin. 70) o lucidato (fin. 54). I cassetti sono dotati di guide scorrevoli a scomparsa ad estrazione totale con sistema di chiusura silent system. Le maniglie dei cassetti sono in faggio massiccio lucidato e, per la versione in ebano macassar, sono solo in legno massiccio d'ebano macassar lucidato naturale. I distanziali sono in metallo nichel satinato. I puntali delle gambe sono in PVC nero ed i piedini sono regolabili.

> Series of 227 cm wide and 14 and 22 cm high four-drawer stackable cabinets. These are available in the following versions: completely in beech wood or in ebony macassar in the external side and natural beech wood in the internal one. The spacer between units is in polished beech wood or in natural polished ebony macassar. The frame is in polished solid beech wood and, for the versions in ebony macassar, only in matt black lacquered beech wood (fin. 70) or polished (fin. 54). The completely removable drawers have recessed sliding runners and are equipped with the silent system closing. The drawers handles are in polished solid beech wood and for the version in ebony macassar, only in natural polished solid ebony macassar. The spacers are in nickel-plated metal. The foot-caps are in black PVC and the feet are adjustable.




● Solo per | Only for
52415 - 52416 - 52417

34

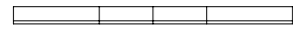
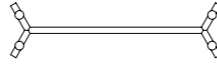




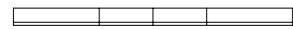
52290 Basamento alto in faggio
High base in beech wood
 cm 170 x 45 x h 75 in 67 x 17³/₄ x h 29¹/₂




52291 Basamento basso in faggio
Low base in beech wood
 cm 170 x 45 x h 29 in 67 x 17³/₄ x h 11¹/₂




52296 Contenitore in faggio a 4 cassetti
Cabinet in beech wood with 4 drawers
 cm 227 x 51 x h 14 in 89³/₈ x 20 x h 5¹/₂



52416 Contenitore in ebano a 4 cassetti
Cabinet in ebony with 4 drawers
 cm 227 x 51 x h 14 in 89³/₈ x 20 x h 5¹/₂




52410 Contenitore in faggio a 4 cassetti
Cabinet in beech wood with 4 drawers
 cm 227 x 51 x h 22 in 89³/₈ x 20 x h 8³/₄



52415 Contenitore in ebano a 4 cassetti
Cabinet in ebony with 4 drawers
 cm 227 x 51 x h 22 in 89³/₈ x 20 x h 8³/₄







52411 Distanziale in faggio per contenitori art. 52296-52410
Spacer in beech wood for cabinets items 52296-52410
 cm 221 x 45 x h 3 in 87 x 17³/₄ x h 1¹/₄











52417 Distanziale in ebano per contenitori art. 52415-52416
Spacer in ebony for cabinets items 52415-52416
 cm 221 x 45 x h 3 in 87 x 17³/₄ x h 1¹/₄

















T1		ITEM NR.	QUANTITY
<i>Base in beech wood, cabinet in beech wood</i>		52296	1
		52290	1
			
		cm 227 x 51 x h 89 in 89 ³ / ₈ x 20 x h 35	

T2		ITEM NR.	QUANTITY
<i>Base in beech wood, cabinet in beech wood</i>		52296	1
		52291	1
			
		cm 227 x 51 x h 43 in 89 ³ / ₈ x 20 x h 17	


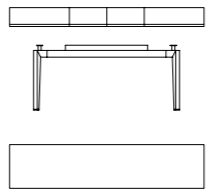
T3		ITEM NR.	QUANTITY
<i>Base in beech wood, cabinet in beech wood</i>		52410	1
		52290	1
			
		cm 227 x 51 x h 97 in 89 ³ / ₈ x 20 x h 38 ¹ / ₄	

T4		ITEM NR.	QUANTITY
<i>Base in beech wood, cabinet in beech wood</i>		52410	1
		52291	1
			
		cm 227 x 51 x h 51 in 89 ³ / ₈ x 20 x h 20	

T5		ITEM NR.	QUANTITY
<i>Base in beech wood, cabinet in ebony</i>		52416	1
		52290	1
			
		cm 227 x 51 x h 89 in 89 ³ / ₈ x 20 x h 35	


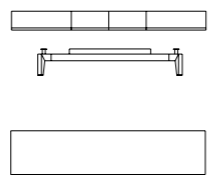
T6		ITEM NR.	QUANTITY
<i>Base in beech wood, cabinet in ebony</i>		52416	1
		52291	1
			
		cm 227 x 51 x h 43 in 89 ³ / ₈ x 20 x h 17	

		ITEM NR.	QUANTITY
T7	<i>Base in beech wood, cabinet in ebony</i>	52415	1
		52290	1


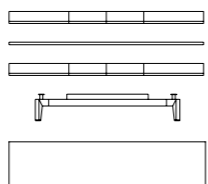
cm 227 x 51 x h 97
in 89 ³/₈ x 20 x h 38 ¹/₄

		ITEM NR.	QUANTITY
T8	<i>Base in beech wood, cabinet in ebony</i>	52415	1
		52291	1


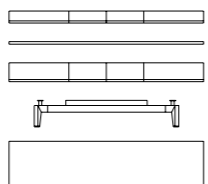
cm 227 x 51 x h 51
in 89 ³/₈ x 20 x h 20

		ITEM NR.	QUANTITY
T9	<i>Base in beech wood, cabinets in beech wood</i>	52296	2
		52411	1
		52291	1


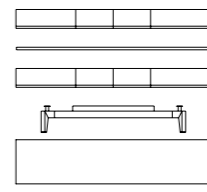
cm 227 x 51 x h 60
in 89 ³/₈ x 20 x h 23 ⁵/₈

		ITEM NR.	QUANTITY
T10	<i>Base in beech wood, cabinets in beech wood</i>	52410	1
		52411	1
		52296	1
		52291	1


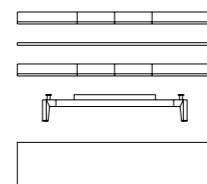
cm 227 x 51 x h 68
in 89 ³/₈ x 20 x h 26 ³/₄

		ITEM NR.	QUANTITY
T11	<i>Base in beech wood, cabinets in beech wood</i>	52410	2
		52411	1
		52291	1


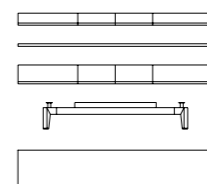
cm 227 x 51 x h 76
in 89 ³/₈ x 20 x h 23

		ITEM NR.	QUANTITY
T12	<i>Base in beech wood, cabinets in ebony</i>	52416	2
		52417	1
		52291	1


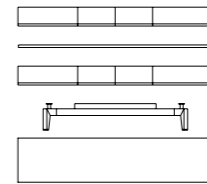
cm 227 x 51 x h 60
in 89 ³/₈ x 20 x h 23 ⁵/₈

		ITEM NR.	QUANTITY
T13	<i>Base in beech wood, cabinets in ebony</i>	52415	1
		52416	1
		52417	1
		52291	1

cm 227 x 51 x h 68
in 89 ³/₈ x 20 x h 26 ³/₄

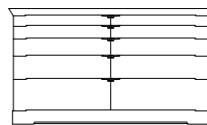
		ITEM NR.	QUANTITY
T14	<i>Base in beech wood, cabinets in ebony</i>	52415	2
		52417	1
		52291	1

cm 227 x 51 x h 76
in 89 ³/₈ x 20 x h 23

> Cassettone dotato di dieci cassetti con la struttura in multistrato impiallacciata in acero e con parti in acero massiccio. Il particolare sistema di apertura indipendente di ogni cassetto si ottiene grazie a dei distanziali in arnite, inseriti lungo un'asta di metallo laterale, e grazie ad una guida centrale con cuscinetti regolabili in altezza che sostengono e regolano il cassetto una volta chiuso. Le maniglie sono in metallo verniciato opaco. I piedini sono regolabili per il livellamento.

> *Ten-drawer chest with the frame in maple plywood and veneer and parts in solid maple. The drawers rotate around a fixed lateral pivot thanks to the arnite spacers, placed in a lateral metal rod, and to a central adjustable ball-bearing mechanism which supports and adjusts the drawer once it is closed. The handles are in matt painted metal. The feet can be adjusted for levelling.*




51620

Cassettone in acero
Chest of drawers in maple
cm 150 x 45 x h 85
in 59 x 17 ³/₄ x h 33 ³/₄

Dettaglio interno che evidenzia i distanziali in arnite: agevolano l'estraibilità indipendente dei cassetti.

Internal detail that highlights the arnite spacers: they facilitate the independent extractability of drawers.



28

37

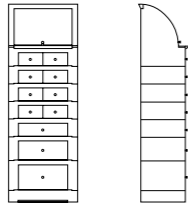
45



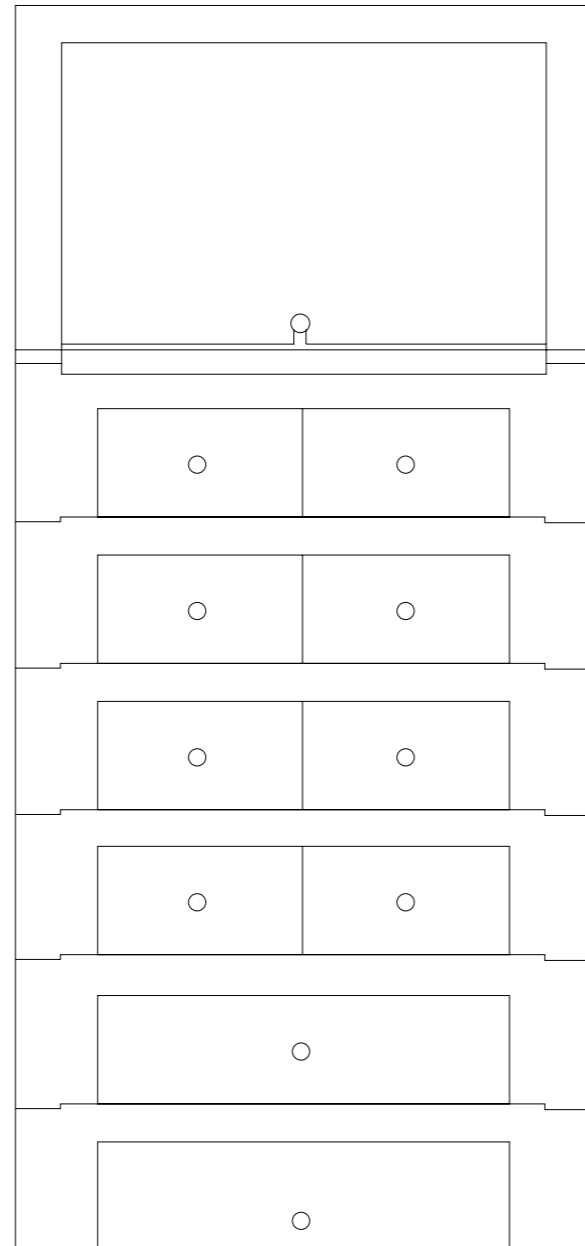


> Cassettone alto con undici cassetti, un vano superiore con anta a ribalta ed un ripiano estraibile a scatto. La struttura è in multistrato impiallacciata di acero. Le maniglie sono in metallo verniciato opaco.

> Tall chest of drawers with the frame in polished maple plywood and veneer. It is equipped with eleven drawers, an upper compartment with flap door and a removable shelf. The handles are in matt painted metal.




51630 Cassettone alto in acero
High chest of drawers in maple
cm 51 x 37 x h 145
in 20 x 14 1/2 x h 57



Anta superiore curvata a ribalta e ripiano estraibile con apertura a scatto.

Curved flap door and removable shelf with spring-lock.



> Serie di cassettoni disponibili nelle versioni interamente in faggio in diverse tonalità oppure nella versione in ebano macassar per la parte esterna e faggio naturale per quella interna. La struttura del basamento dei cassettoni è in massiccio di faggio lucidato in diverse tonalità e, solo per le versioni in ebano macassar, è in faggio laccato nero opaco (fin.70) o lucidato (fin.54). I distanziali della base sono in metallo verniciato con finitura bronzo. I cassetti sono dotati di guide scorrevoli a scomparsa ad estrazione parziale con sistema di chiusura silent system. Il mobile Norma è disponibile a 2, a 4 oppure a 6 cassetti. Quando è a 2 e a 4 cassetti, ogni elemento misura 140 cm di larghezza e 22 cm di altezza. Quando è costituito da 6 cassetti, il contenitore di altezza 22 cm viene posizionato sotto due elementi di altezza 14 cm. I piedini sono regolabili con puntali in PVC nero. Le maniglie possono essere in faggio massiccio lucidato o in ebano macassar lucidato naturale sempre in corrispondenza dell'essenza scelta.

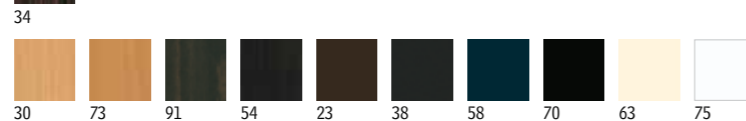
> *Series of chests of drawers available in the following versions: all in beech wood in different shades or in ebony macassar in the external side and in natural beech wood in the internal one. The base of the chests of drawers is in polished solid beech wood in different shades and, for the versions in ebony macassar, only in matt black lacquered beech wood (fin.70) or polished (fin.54). The spacers of the base are in varnished metal in bronze finish. The partially removable drawers have recessed sliding runners and are equipped with the silent system closing. Norma is available in 2, 4 or 6 drawers. When it is made up of 2 or 4 drawers, each element is 140 cm wide and 22 cm high. When it is composed of 6 drawers, the 22 cm drawer is under two 14 cm elements. The feet are adjustable with foot-caps in black PVC. The drawers' handles can be in polished solid beech wood or in natural polished solid ebony macassar always according to the choice of wood.*



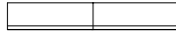





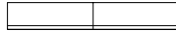







La serie di cassettoni in faggio o in ebano macassar completa l'offerta del letto Norma. Essi possono essere costituiti a due, a quattro o a sei cassetti, mostrando in questo modo la loro versatilità di misure che si adattano a esigenze e a contesti differenti.

This series of chests of drawers, available in beech wood or ebony macassar, completes the Norma bed line. They can have two, four or six drawers, indicative in this way of its versatility as regards measurements which adapt to different contexts and requirements.



● Solo per | Only for
45707 - 45708 - 45709

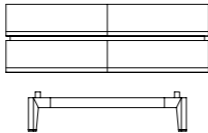



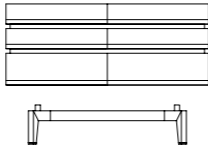

	45710	Basamento in faggio <i>Base in beech wood</i> cm 109 x 44,5 x h 25 in 43 x 17 1/2 x h 9 7/8	
	45702	Contenitore in faggio, 2 cassetti <i>Cabinet in beech wood, 2 drawers</i> cm 140 x 51 x h 22 in 55 1/8 x 20 x h 8 5/8	
	45703	Contenitore in faggio, 4 cassetti <i>Cabinet in beech wood, 4 drawers</i> cm 140 x 51 x h 47 in 55 1/8 x 20 x h 18 1/2	
	45704	Contenitore in faggio, 6 cassetti <i>Cabinet in beech wood, 6 drawers</i> cm 140 x 51 x h 56 in 55 1/8 x 20 x h 22	
	45707	Contenitore in ebano, 2 cassetti <i>Cabinet in ebony, 2 drawers</i> cm 140 x 51 x h 22 in 55 1/8 x 20 x h 8 5/8	
	45708	Contenitore in ebano, 4 cassetti <i>Cabinet in ebony, 4 drawers</i> cm 140 x 51 x h 47 in 55 1/8 x 20 x h 18 1/2	
	45709	Contenitore in ebano, 6 cassetti <i>Cabinet in ebony, 6 drawers</i> cm 140 x 51 x h 56 in 55 1/8 x 20 x h 22	





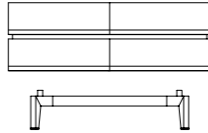



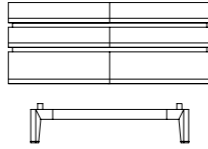

N1		ITEM NR.	QUANTITY
<i>Base in beech wood, cabinet in beech wood</i>		45702	1
		45710	1
	cm 140 x 51 x h 47 in 55 1/8 x 20 x h 18 1/2		

N2		ITEM NR.	QUANTITY
<i>Base in beech wood, cabinet in beech wood</i>		45703	1
		45710	1
	cm 140 x 51 x h 72 in 55 1/8 x 20 x h 28 3/8		

N3		ITEM NR.	QUANTITY
<i>Base in beech wood, cabinet in beech wood</i>		45704	1
		45710	1
	cm 140 x 51 x h 81 in 55 1/8 x 20 x h 31 7/8		


N4		ITEM NR.	QUANTITY
<i>Base in beech wood, cabinet in ebony</i>		45707	1
		45710	1
	cm 140 x 51 x h 47 in 55 1/8 x 20 x h 18 1/2		

N5		ITEM NR.	QUANTITY
<i>Base in beech wood, cabinet in ebony</i>		45708	1
		45710	1
	cm 140 x 51 x h 72 in 55 1/8 x 20 x h 28 3/8		

N6		ITEM NR.	QUANTITY
<i>Base in beech wood, cabinet in ebony</i>		45709	1
		45710	1
	cm 140 x 51 x h 81 in 55 1/8 x 20 x h 31 7/8		

> Contenitore angolare con struttura in multistrato massiccio impiallacciato di acero. Le antine laterali superiori sono a ribalta. La parte inferiore ospita un cassetto grande e quattro cassetti più piccoli, con apertura a 360°. Ogni cassetto ha un sistema di apertura indipendente ottenuto grazie a distanziali in arnite, inseriti lungo un'asta di metallo, posta nell'angolo più esterno. Le maniglie sono in metallo verniciato opaco.

> *Corner cabinet with the frame in maple plywood and veneer. Two flap doors on the top, four small drawers and one large drawer below, each with a 360° swivel mechanism. The special independent opening system for each drawer slides buffer spheres in Arnite, inserted along a metal rod placed in the outermost corner. The handles are in matt painted metal.*




51640 Mobile angolare in acero
Corner chest of drawers in maple
 cm 48 x 48 x h 140
 in 18 ⁷/₈ x 18 ⁷/₈ x h 55 ¹/₈

Un ricettacolo tende a rimanere inutilizzato, un tesoro destinato a diventare un peso; il contenuto viene necessariamente costretto. Se una cassettiera diventa una roccaforte personale non ha bisogno di essere chiusa; grazie al suo ben definito dominio offre una resistenza naturale all'eccesso che scaturisce dalla nostra ricchezza.

A repository tends to lay wasted, a treasury prone to be a burden; the content is necessarily restrained. If a chest of drawers becomes a personal stronghold, it needs not to be fastened; for its definite domain bears a natural resistance to the excess sprang from our affluence.

Chi Wing Lo



28

37

45



> Mobile a quattro cassetti disponibile nelle seguenti versioni:

- in acero lucidato;
- laccato brillante metallizzato.

La versione in laccato brillante metallizzato è disponibile in quattro colori:

- rosso rubino;
- rosso rame;
- grigio alluminio;
- grigio canna di fucile.

I cassetti sono forniti di guide scorrevoli a scomparsa ad estrazione totale e sistema silent system. Il mobile è dotato di uno stabilizzatore per eliminare le oscillazioni a cassetto aperto.

I piedi sono laccati in gomma liquida nera regolabili per il livellamento.


> Sideboard with four drawers available in the following versions:

- polished maple;
- shiny lacquered, metallic.

The shiny lacquered, metallic version is available in four colours:

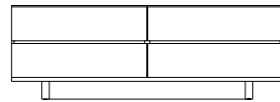
- ruby red;
- copper red;
- aluminium grey;
- dark grey.

The completely removable drawers have recessed sliding runners and are equipped with silent system closing. The sideboard is also provided with an anti-oscillation device when the drawer is open. The lacquered feet are in black liquid rubber, adjustable for levelling.




61200

Mobile quattro cassetti in acero
Sideboard with four drawers in maple
cm 190 x 60 x h 70
in 74 3/4 x 23 5/8 x h 27 1/2

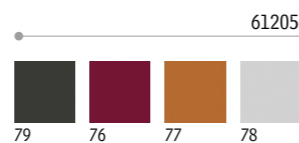


61205

Mobile quattro cassetti laccato
Lacquered sideboard with four drawers
cm 190 x 60 x h 70
in 74 3/4 x 23 5/8 x h 27 1/2



61200



61205




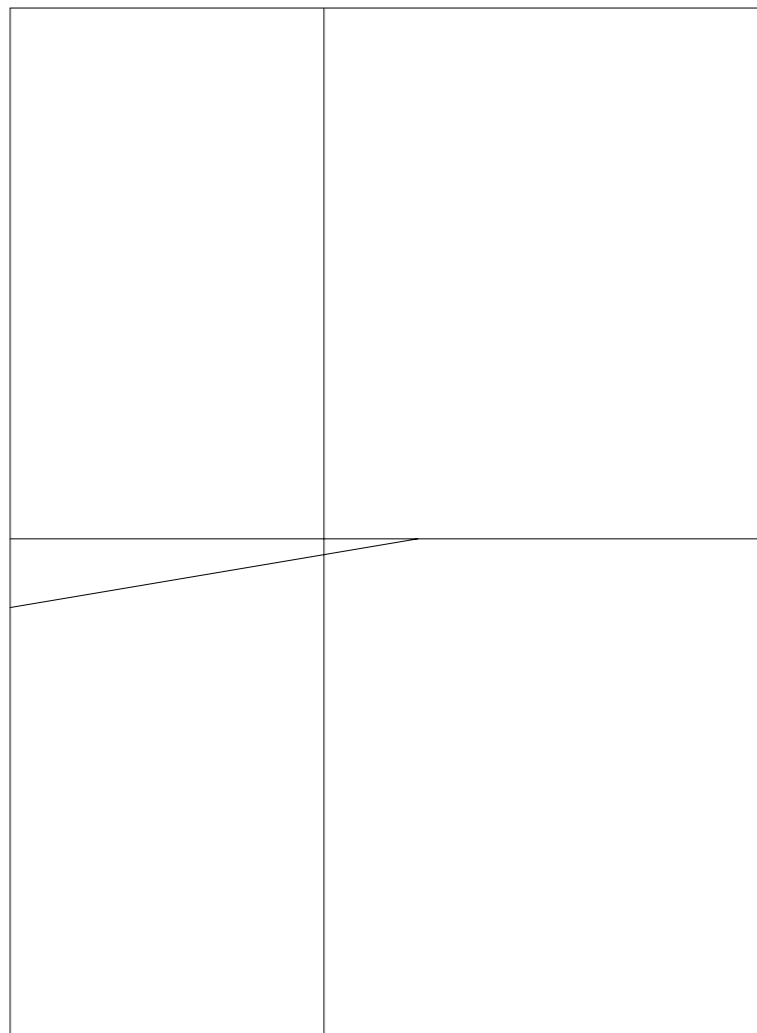



COMPLEMENTI
FURNISHING ACCESSORIES


ACCESSORI PER SCRIVANIE | ACCESSORIES FOR WRITING DESKS

> Set scrivania senza tempo, capaci di ordinare lo spazio con eleganza. Il design dalle linee semplici e raffinate si sposa con la pelle per arredare prestigiosi uffici e abitazioni private.

> *Timeless desk sets, able to organize the space with elegance. The design of simple and refined shapes marries leather to furnish prestigious offices and private houses.*



53045 KIT ACCESSORI | ACCESSORIES KIT



sottomano rettangolare
rectangular desk pad



portamatite tondo
pencil cup



portabiglietti
paper holder



vaschetta
letter tray



scatola portamatite
pencil box




scatola rettangolare
rectangular box



quaderno
notebook

53046 KIT ACCESSORI | ACCESSORIES KIT



sottomano rettangolare
rectangular desk pad



portamatite tondo
pencil cup

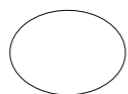


portabiglietti
paper holder



vaschetta
letter tray

53048 KIT ACCESSORI | ACCESSORIES KIT



sottomano ovale
oval desk pad



portamatite tondo
pencil cup



portabiglietti
paper holder



vaschetta
letter tray



scatola portamatite
pencil box

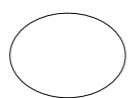


scatola rettangolare
rectangular box



quaderno
notebook

53049 KIT ACCESSORI | ACCESSORIES KIT



sottomano ovale
oval desk pad



portamatite tondo
pencil cup



portabiglietti
paper holder

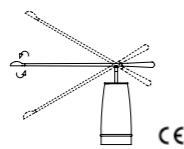


vaschetta
letter tray

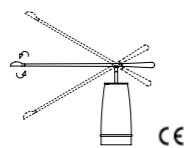


> Lampada da tavolo e da lettura con la struttura in pau ferro massiccio lucidato e metallo nichelato satinato protetto. La lampada è fornita di due tipi di illuminazione: una ambientale ed una di lettura. La prima è composta da un diffusore in vetro soffiato disponibile in bianco, ambra e verde. La lampada alogena opalina 220V-150W-E27 è dotata di un variatore di luce a tocco sulla base. La luce di lettura è composta da un'asta in pau ferro massiccio e metallo regolabile in orizzontale e in verticale con inserito nella testa orientabile un Led da 4,5 W a luce calda (warm white) con un particolare diffusore "True Led". L'interruttore sulla base permette l'accensione dei Led.

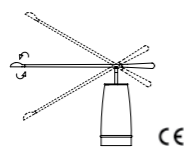
> Table and reading lamp with the structure in solid, polished pau ferro and brushed nickel-plated metal protection. The lamp has two kinds of lighting. The ambient light includes a diffuser which is available in three different colours of blown glass: white, amber and green. The opaline halogen bulb is 220V-150W-E27 with dimmer switch on the base. The reading light is made up of a polished, solid pau ferro and nickel plated stand which can be regulated both horizontally and vertically and has a swivel head with a 4.5 W led with warm light and a particular 'True Led' diffuser. The switch on the base turns the led on.



45540 Lampada in vetro soffiato bianco
Lamp in blown white glass
cm 103 x 23 x h 60
in 40 1/2 x 9 x h 23 5/8
Ingombro massimo regolazioni
Max. overall stand adjustments
cm 103 x 110 x h 95
in 40 1/2 x 43 1/4 x h 37 3/8



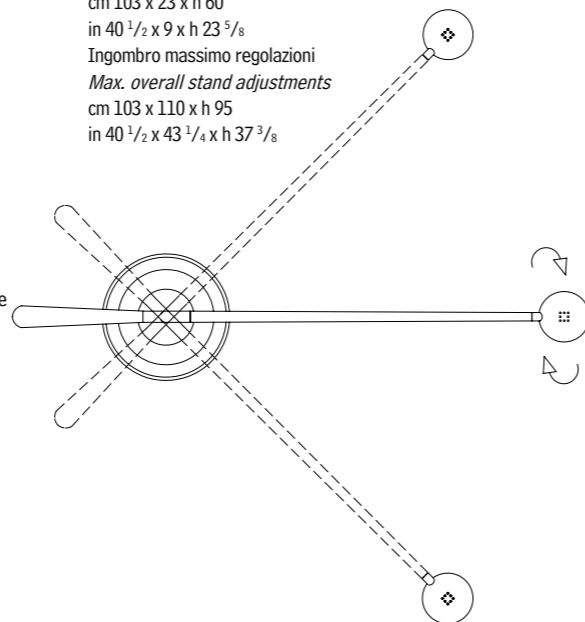
45541 Lampada in vetro soffiato ambra
Lamp in blown amber glass
cm 103 x 23 x h 60
in 40 1/2 x 9 x h 23 5/8
Ingombro massimo regolazioni
Max. overall stand adjustments
cm 103 x 110 x h 95
in 40 1/2 x 43 1/4 x h 37 3/8



45542 Lampada in vetro soffiato verde
Lamp in blown green glass
cm 103 x 23 x h 60
in 40 1/2 x 9 x h 23 5/8
Ingombro massimo regolazioni
Max. overall stand adjustments
cm 103 x 110 x h 95
in 40 1/2 x 43 1/4 x h 37 3/8

Particolare dello stelo in pau ferro massiccio e metallo con testa regolabile sia in orizzontale sia in verticale.

Detail of the stem in solid pau ferro and metal with directional head adjustable both horizontally and vertically.

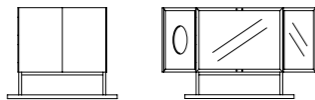


83




> Specchiera dalla struttura in massiccio ed impiallacciatura in acero e pau ferro. Le finiture sono in acero, a scelta fra diverse tonalità di colore (28-37-45), ed in pau ferro a cera. La specchiera presenta una cerniera in legno che permette l'apertura e la chiusura di due ante che, al loro interno, ospitano gli specchi dai profili smussati (bisellatura perimetrale). L'anta sinistra esibisce uno specchio ingranditore.

> *Mirror with the structure in solid wood with maple and pau ferro veneer. The finishing is in maple, available in different colour shades (28-37-45), and in wax pau ferro. The mirror has a wooden hinge, allowing for the door opening and closing. The edges of the mirror are bevelled. A magnifying mirror is on the left hand door.*



45510 Specchiera | *Mirror*

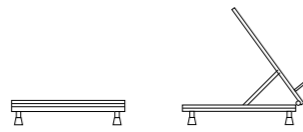
Chiuso | *Closed*
 cm 58 x 14 x h 48
 in 22 7/8 x 5 1/2 x h 18 7/8
 Aperto | *Open*
 cm 79 x 14 x h 48
 in 31 1/8 x 5 1/2 x h 18 7/8



LEGGIO | Massimo Scolari 1995

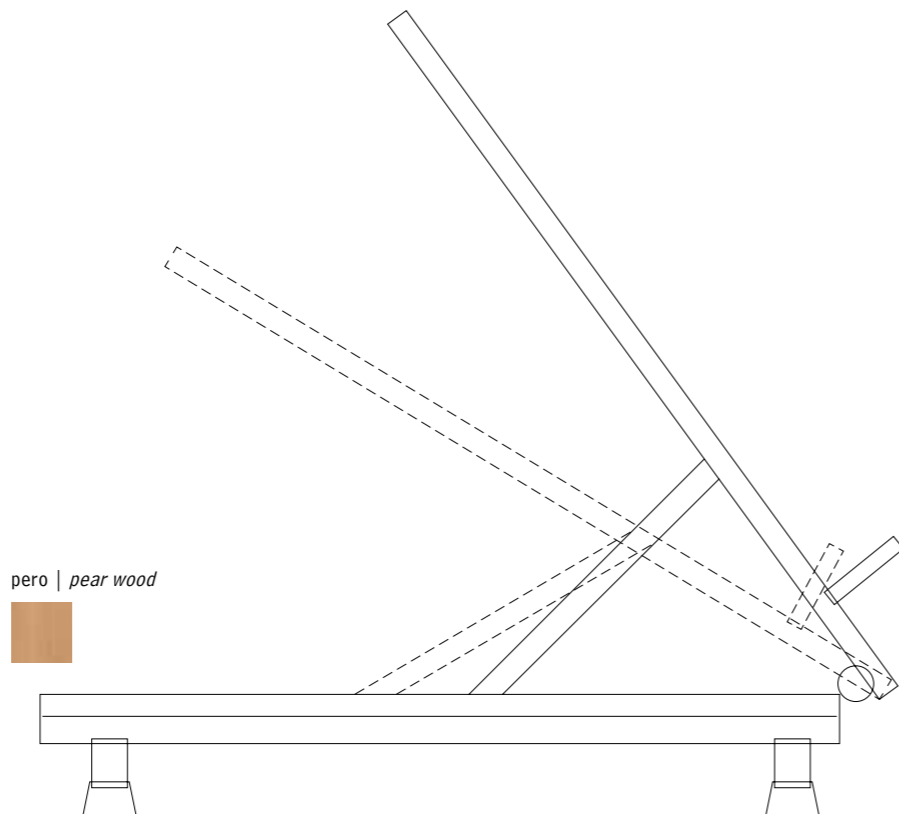
> Reggilibro in legno massiccio di pero lucidato a cera. La struttura particolare permette al piano di ruotare di 360° e di regolarne, così, l'inclinazione. Una volta inclinato il piano, lo stesso si fissa tramite un sostegno che mantiene l'inclinazione desiderata.

> *Lectern in wax-polished solid pear wood. The special design enables the top to rotate 360° and hence, to adjust its tilt. With the surface inclined, the top is fixed through a support that keeps the desired tilt.*



45080

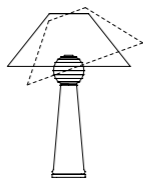
Reggilibro in pero
Lectern in pear wood
cm 30 x 30 x h 5,5
in 11 7/8 x 11 7/8 x h 2 1/4



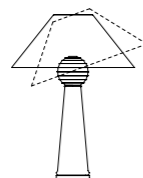
LUMINA | Léon Krier 2007

> Lampada da tavolo con colonna in vetro soffiato in due colori: bianco ed ambra satinato. La base è in alluminio satinato e verniciato protetto. Il paralume è disponibile in vari colori. Uno snodo permette di regolare l'inclinazione del paralume.

> Table lamp with the stem in blown glass, in two colours: glazed white and amber. The base is in glazed aluminium, protective varnish. The lampshade is available in various colours. The lamp bracket rotates in all directions to direct the light.



CE



CE

45490 Lampada in vetro soffiato bianco satinato
Lamp in blown white glazed glass
Ø cm 53 x h 71
Ø in 20 7/8 x h 28

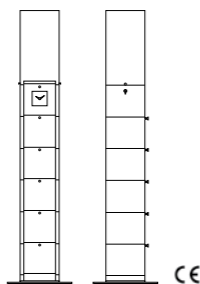
45495 Lampada in vetro soffiato ambra satinato
Lamp in blown amber glazed glass
Ø cm 53 x h 71
Ø in 20 7/8 x h 28

Lampada ad incandescenza opalina a goccia | *Drop-shaped incandescent opal light bulb*
220V-100W-E27



> Contenitore verticale in multistrato ed impiallacciatura di acero lucidato. Dispone di cinque antine a ribalta, di una lampada fluorescente (220V-20W-E27) con il diffusore in metacrilato opalino e di un orologio al quarzo. Il basamento, le maniglie e le lancette dell'orologio sono in metallo verniciato opaco.


> Vertical cabinet in polished maple plywood and veneer. It has five flap doors, a fluorescent light bulb (220V-20W-E27), with a lamp shade in opaline methacrylate, and the quartz clock. The base, the handles and the clock hands are in matt painted metal.



51650

Colonna in acero + orologio/lampada
Longcase in maple + clock/lamp
 cm 35 x 35 x h 150
 in 13 3/4 x 13 3/4 x h 59

CE



28

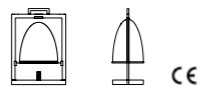
37

45

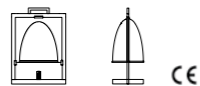


> Lampada da tavolo con la struttura in massiccio di acero lucidato e metallo verniciato. Il diffusore è in vetro stampato per fusione con verniciatura a caldo disponibile in tre colori: bianco, verde e ambra. Un pomolo in massiccio di pau ferro è posizionato al centro della base e funge da variatore. La lampada è alogena opalina (220V-150W-E27).

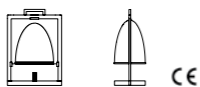
> *Table lamp with the structure in solid polished maple and varnished metal. The lampshade is in press moulded, oven glazed glass available in three colours: white, green and amber coloured. A knob in solid pau ferro is located at the centre of the base and it is used for changing light effect. The lamp is opaline halogen (220V-150W-E27).*



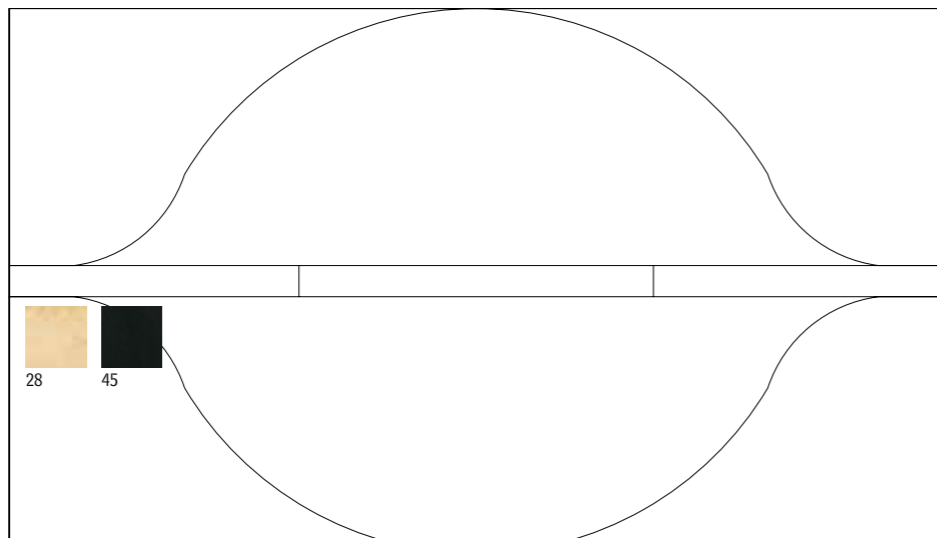
45500 Lampada da tavolo vetro bianco verniciato
Table lamp in painted white glass
cm 39 x 25 x h 54
in 15 ³/₈ x 9 ⁷/₈ x h 21 ¹/₄



45501 Lampada da tavolo vetro ambra verniciato
Table lamp in painted amber glass
cm 39 x 25 x h 54
in 15 ³/₈ x 9 ⁷/₈ x h 21 ¹/₄



45502 Lampada da tavolo vetro verde verniciato
Table lamp in painted green glass
cm 39 x 25 x h 54
in 15 ³/₈ x 9 ⁷/₈ x h 21 ¹/₄



OVALIS · SOLARIS · LUNARIS | Léon Krier 2007

> Serie di lampade da tavolo con la base in alluminio stampato verniciato protetto. Il diffusore in vetro soffiato è disponibile in due colori: bianco ed ambra satinato. E' dotato di un interruttore per la regolazione dell'intensità luminosa.

> Series of table lamps with moulded aluminium protected varnish base. The lampshade is in blown glass and it is available in two colours: white and satin amber. It is equipped with a dimmer switch to adjust light intensity.



CE

● OVALIS 45480 Lampada in vetro soffiato bianco satinato
Lamp in blown white glazed glass
Ø cm 30 x h 53
Ø in 11 7/8 x h 20 7/8



CE

● OVALIS 45485 Lampada in vetro soffiato ambra satinato
Lamp in blown amber glazed glass
Ø cm 30 x h 53
Ø in 11 7/8 x h 20 7/8



CE

● LUNARIS 45481 Lampada in vetro soffiato bianco satinato
Lamp in blown white glazed glass
Ø cm 30 x h 33
Ø in 11 7/8 x h 13



CE

● LUNARIS 45486 Lampada in vetro soffiato ambra satinato
Lamp in blown amber glazed glass
Ø cm 30 x h 33
Ø in 11 7/8 x h 13



CE

● SOLARIS 45482 Lampada in vetro soffiato bianco satinato
Lamp in blown white glazed glass
Ø cm 48 x h 51
Ø in 18 7/8 x h 20 1/8




CE

● SOLARIS 45487 Lampada in vetro soffiato ambra satinato
Lamp in blown amber glazed glass
Ø cm 48 x h 51
Ø in 18 7/8 x h 20 1/8

OVALIS - SOLARIS
lampada alogena opalina | *Opal halogen light bulb*
220V-150W-E27

LUNARIS
Lampada alogena opalina | *Opal halogen light bulb*
220V-100W-E27



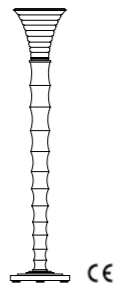
PALMUS | Léon Krier 1995

> Lampada da terra con base impiallacciata in ciliegio, lucidato o laccato e stelo in ciliegio massiccio, lucidato o laccato, con ghiera in metallo tornito in lastra nichelato satinato. Il diffusore è in vetro soffiato di Murano, con lampada alogena (220V-250W-E27) e variatore di luce.

Lampada da tavolo con base impiallacciata in ciliegio lucidato e la ghiera in metallo tornito in lastra nichelato satinato. Il diffusore, in vetro soffiato di Murano, è dotato di lampada alogena (220V-100W-E27), con griglia di protezione in metallo verniciato.

> Floor lamp with the base in polished or lacquered cherry wood veneer and lamp stand in polished or lacquered solid cherry wood, with glazed nickel-plated metal hoops. The lamp shade is in hand-blown Murano glass and it has a 220V-250W-E27 halogen light bulb with dimmer.

Table lamp with the base in polished cherry wood veneer and a glazed nickel-plated metal hoop. The lamp shade is in hand-blown Murano glass, with a protective grid in painted metal. 220V-100W-E27 halogen light bulb.




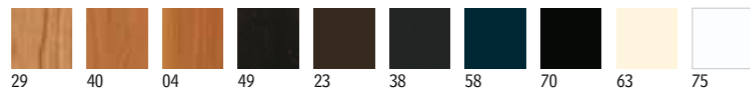
CE

51550 Lampada da terra in ciliegio
Floor lamp in cherry wood
Ø cm 37,5 x h 172,5
Ø in 14 ³/₄ x h 67 ⁷/₈



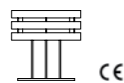
CE

51551 Lampada da tavolo in ciliegio
Table lamp in cherry wood
Ø cm 34 x h 34
Ø in 13 ³/₈ x h 13 ³/₈



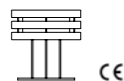
> Serie di lampade da tavolo, da terra e da soffitto. La base delle lampade da tavolo e da terra dispone di un anello in legno multistrato ed è disponibile in due versioni: una versione con un'impiallacciatura di acero lucidato naturale e con piastra e steli in metallo verniciato grigio metallizzato; l'altra versione, con un'impiallacciatura di acero lucidato scuro e con piastra e steli in metallo verniciato marrone vellutato. Il paralume, in metallo verniciato, è rivestito in tessuto e la lampada, 220V-20W-E27 è fluorescente.

> Series of table, floor and ceiling lamps. The table and the floor lamp base, with a plywood hoop, is available in two versions: a version, with natural polished maple veneer, base and stems in metallic grey painted metal; the other one, with dark polished maple veneer, base and stems in velvet brown painted metal. The painted metal lampshade is covered in fabric. 220V-20W-E27 fluorescent light bulb.



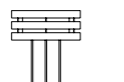
45470

Lampada da tavolo in acero struttura grigio metallizzato
Table lamp in maple metallic grey structure
Ø cm 56 x h 56 Ø in 22 x h 22



45475

Lampada da tavolo in acero struttura marrone vellutato
Table lamp in maple velvet brown structure
Ø cm 56 x h 56 Ø in 22 x h 22



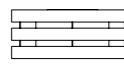
45471

Lampada da terra in acero struttura grigio metallizzato
Floor lamp in maple metallic grey structure
Ø cm 56 x h 160 Ø in 22 x h 63



45476

Lampada da terra in acero struttura marrone vellutato
Floor lamp in maple velvet brown structure
Ø cm 56 x h 160 Ø in 22 x h 63



45472

Lampadario
Ceiling lamp
Ø cm 100 x h 40 Ø in 39 3/8 x h 15 3/4

45470-45471



28

45475-45476



45



SATURNARIS | Léon Krier 2008

> Serie di lampade a stelo dotate di varia luce. Struttura base e stelo in alluminio lucido protetto. Dischi e sfera in vetro freddo verde o bianco satinato. Paralume in tessuto in diverse tonalità.

Lampada alogena opalina
220V-100W-E27 per 45520/45525

Lampada alogena opalina
220V-150W-E27 per 45521/45526/45522/45527

> Series of stand lamps with dimmer switch. The base structure and the stand are in coated polished aluminium. The discs and the sphere are in cold, green or satin white glass. The lampshade is in fabric and it is available in various colours.

Opaline halogen light bulb
220V-100W-E27 for 45520/45525

Opaline halogen light bulb
220V-150W-E27 for 45521/45526/45522/45527



CE

45520 Lampada, vetro verde
Lamp, green glass
Ø cm 30 x h 86
Ø in 11 3/4 x h 33 7/8



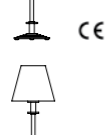
CE

45525 Lampada, vetro bianco
Lamp, white glass
Ø cm 30 x h 86
Ø in 11 3/4 x h 33 7/8



CE

45521 Lampada, vetro verde
Lamp, green glass
Ø cm 30 x h 128
Ø in 11 3/4 x h 50 3/8



CE

45526 Lampada, vetro bianco
Lamp, white glass
Ø cm 30 x h 128
Ø in 11 3/4 x h 50 3/8



CE

45522 Lampada, vetro verde
Lamp, green glass
Ø cm 30 x h 171
Ø in 11 3/4 x h 67 3/8



CE

45527 Lampada, vetro bianco
Lamp, white glass
Ø cm 30 x h 171
Ø in 11 3/4 x h 67 3/8



●●●●●● FINITURE | FINISHES

● Avvertenze | Remarks

> Le immagini relative alle finiture riportano la gamma completa dei colori disponibili. Occorre comunque precisare che, trattandosi di una stampa, i colori potrebbero essere leggermente alterati e non corrispondere all'esatta resa che avrebbero sul prodotto reale.

> Per avere maggiori informazioni sui prodotti presenti in catalogo, così come per avere i dettagli completi dei codici e delle misure del prodotto, Vi invitiamo a rivolgerVi ad un rivenditore autorizzato di zona o direttamente a Giorgetti S.p.A.


> *The images relating to product finishing show the complete range of colours available. However, since these are printed images, the colours could be slightly different and not correspond exactly to those of the actual product.*

> *For further information on the products in the catalogue, as well as complete details on the codes and measurements of the products, please contact an authorized area dealer or Giorgetti S.p.A. directly.*

● laccatura opaca | mat lacquer




23
caffè | coffee



38
antracite | anthracite



58
blu notte | dark blue



70
nero | black



63
panna | cream



75
bianco | white

● laccatura brillante metallizzata | *shiny lacquered metalized*




79
grigio canna di fucile | *dark grey*



76
rosso rubino | *ruby red*



77
rosso rame | *copper red*



78
grigio alluminio | *aluminium grey*

● lucidatura | *polishing*



04
ciliegio brillante lucidatura poliuretana | *cherry wood shiny polyurethane polishing*

● lucidatura | *polishing*



28
naturale | *natural*
acero opaco lucidatura poliuretana | *maple mat polyurethane polishing*




37
acero opaco lucidatura poliuretana | *maple mat polyurethane polishing*



45
acero opaco lucidatura poliuretana | *maple mat polyurethane polishing*



15
acero lucidatura acrilica | *maple acrylic polishing*



16
acero lucidatura acrilica | *maple acrylic polishing*



59
acero tinto noce lucidatura acrilica | *walnut painted maple wood acrylic polishing*

lucidatura | *polishing*



29
naturale | *natural*
ciliegio opaco lucidatura poliuretana | *cherry wood mat polyurethane polishing*



40
ciliegio opaco lucidatura poliuretana | *cherry wood mat polyurethane polishing*



49
ciliegio opaco lucidatura poliuretana | *cherry wood mat polyurethane polishing*



82
acero-ciliegio opaco lucidatura poliuretana | *maple-cherry wood mat polyurethane polishing*

lucidatura | *polishing*



30
naturale | *natural*
faggio opaco lucidatura poliuretana | *beech wood mat polyurethane polishing*



73
faggio opaco lucidatura poliuretana | *beech wood mat polyurethane polishing*



91
faggio opaco lucidatura poliuretana | *beech wood mat polyurethane polishing*



54
faggio opaco lucidatura poliuretana | *beech wood mat polyurethane polishing*



24
naturale | *natural*
noce nazionale opaco lucidatura poliuretana | *italian walnut mat polyurethane polishing*



92
noce nazionale opaco lucidatura poliuretana | *italian walnut mat polyurethane polishing*

lucidatura | *polishing*



12
noce nazionale opaco lucidatura poliuretanaica | *italian walnut mat polyurethane polishing*




9
noce nazionale lucidatura acrilica | *italian walnut acrylic polishing*




10
noce nazionale lucidatura acrilica | *italian walnut acrylic polishing*



84
noce canaletto lucidatura poliuretanaica | *walnut canaletto polyurethane polishing*



83
naturale | *natural*
pau ferro opaco lucidatura poliuretanaica | *pau ferro mat polyurethane polishing*



88
pau ferro naturale lucidato a cera | *wax natural polished pau ferro*

lucidatura | *polishing*



34
ebano opaco lucidatura poliuretanaica | *ebony mat polyurethane polishing*



86
naturale | *natural*
piuma di cerejeira opaco lucidatura poliuretanaica | *cerejeira crotch mat polyurethane polishing*



87
piuma di cerejeira opaco lucidatura poliuretanaica | *cerejeira crotch mat polyurethane polishing*



88
pero naturale lucidato a cera | *wax natural polished pear wood*



..... DESIGNER



centro ricerche giorgetti

- DUAL
- PLANET
- PROGETTI
- PROGETTI BLOSSOM
- PROGETTI CUOIO



léon krier

- ARIES
- EXEDRA
- LUMINA
- LUNARIS
- MENSA
- OVALIS
- OVIS
- PALMUS
- SATURNARIS
- SCRIPTOR
- SELECTUS
- SELLA
- SOLARIS
- TAURUS
- THOLOS



chi wing lo

- AFO
- ARA
- ARO
- ARO CUOIO
- EAN
- ELA
- EON
- EON BUFFET
- EOS
- INA
- ISA
- ITE
- IVI
- KAO
- KYR
- LIA
- MEA
- MEO
- NAO
- NEA
- NYN
- OLI
- OLO
- OTI
- REA
- ROI
- YFI



antonello mosca

- ASTOR
- ATHENE
- GIORGIA
- GIORGINA
- GIORGINA CUOIO
- KELLY
- KENDAL
- MAHARAJA
- MARGOT
- MARGOT CUOIO
- MOON
- MUSA
- ONDA
- REGAL
- ROYAL
- SAPHIR
- TOPAZE
- VICTOR
- WALLY




massimo scolari

- ARABELLA
- ARTU'
- CELESTIA
- CLAUDIANO
- DELFI
- DORA
- ELLIS
- ERASMO
- HOME
- ICARO
- JUPITER
- LEGGIO
- LIBA
- NORMA
- NORMAL
- OLIMPIA
- REVERSO
- SPRING
- TALO
- TEODORA
- THEO
- TIME
- TUMBLER
- UR
- ZENO



laura silvestrini

- TUMBLER



Schizzi e disegni degli autori | Designers' sketches and drawings